

Saturday, March 17, 2018 | Noon
McAlester, Oklahoma



Selling 100 Bulls & 60 Heifers

www.BeefmasterBullSale.com



Welcome to the cutting edge

Our new GGP lineup delivers amazing power to genomically enhance your EPDs.

Today, you can plan, select and manage young seedstock with the prediction accuracy of older bulls siring several calf crops.

You can save years on your herd goals – for less than it costs to fill up with gas.

We not only make DNA testing easy. We make it profitable. From fast sampling of calf DNA to quick turn-around with new products that work in powerful synergy.

There are exciting new ways to put genomics to work. And we would love to be your partner as you brand your legacy in the 21st Century cattle industry.



Jill Ginn
Granbury TX
1-806-570-6185
jginn@neogen.com

Let's Rock!





Featuring 100 Beefmaster Bulls 60 Bred & Open Beefmaster Heifers

March 17th | 12:00 PM | McAlester Union Stockyards | McAlester, OK

Sale Day Contact:

Derek Frenzel (254)541-4643

Sale Schedule:

FRIDAY, MARCH 16TH

All day viewing of bulls.
3:00 pm - TXO Cooperator meeting
6:30 pm - Dinner at sale facility

SATURDAY, MARCH 17TH

11:00 am - Complimentary Lunch
12:00 pm - BULL SALE followed by female sale

Sale Day Announcements:

Cattle will sell in catalog order.

We strive to have the most current information and EPDs available at the time of printing. BBU is currently switching to a new system of data management and we will have any updates to EPDs available on sale day.

Hotel Accommodations:

Best Western | (918)426-0115

LaQuinta | (918)423-4400

Happy Days | (918)429-0919

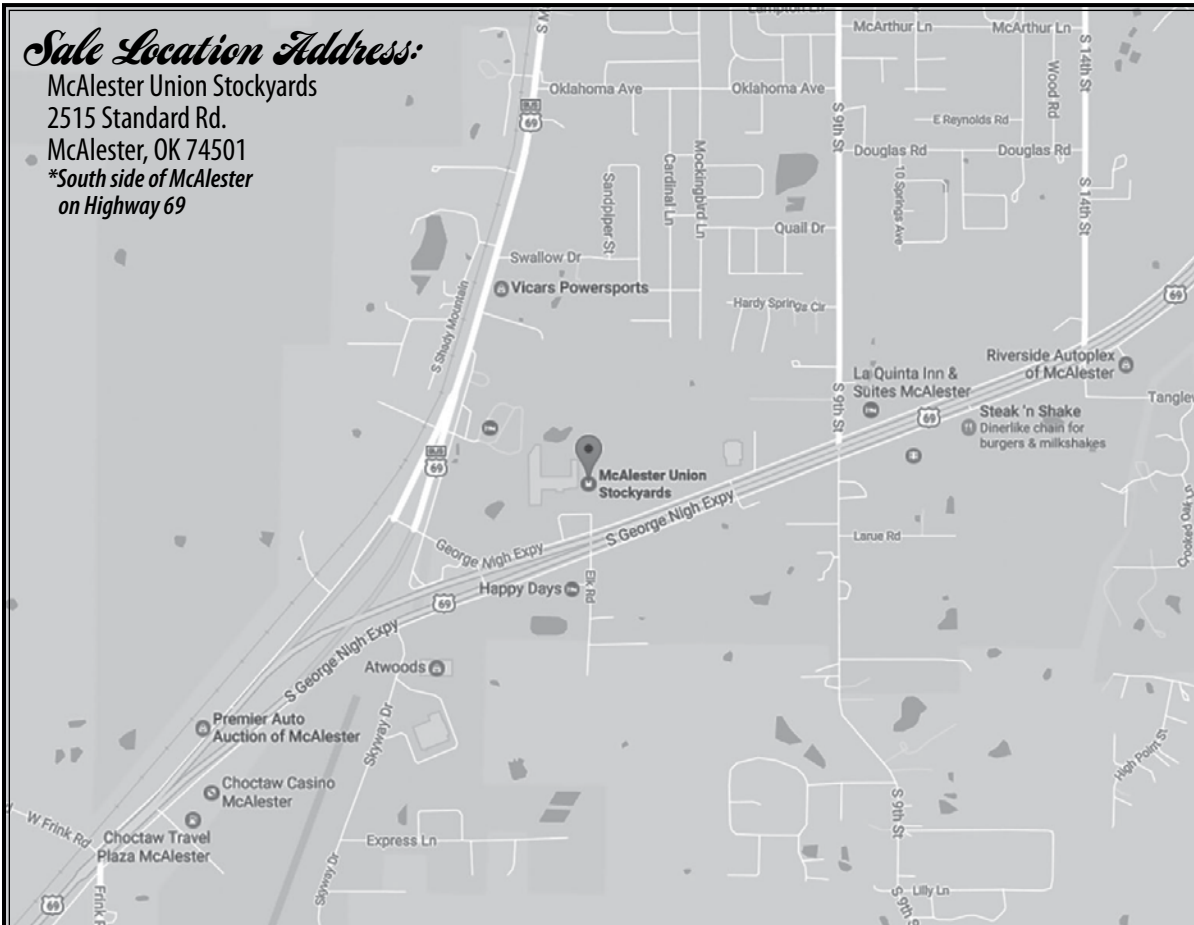
Hampton Inn | (918)302-3882

View Videos at:

www.BeefmasterBullSale.com

Sale Location Address:

McAlester Union Stockyards
2515 Standard Rd.
McAlester, OK 74501
*South side of McAlester
on Highway 69



Catalog Produced By:



kjdevoll@gmail.com
www.cattlesolutions.com

The Maternal Solution

WWW.BEEFMASTERBULLSALE.COM

Hello 2018! The drastic increase of single trait selection for terminal steers the past 15 years has had an adverse effect on the maternal factory of today's cow-calf operations. Producers are now ready to rebuild their cow herd using high quality maternal bulls. Our bulls focus on improving fertility, muscling and efficiency. This year's sale will feature 100 Efficiency Tested bulls that will fit any program and budget.

I would like to extend a personal invitation for you to join us March 17th in McAlester, Oklahoma. If I can be of any assistance, please don't hesitate to call or text at any time. We will once again offer free hauling to various areas to help make your bull buying decision easy.

Feel free to preview the bulls in Greenville before the sale. **Call (254)541-4643.**

Please join us for the dinner Friday night at 6:30 PM at the sale facility. I look forward to seeing you in McAlester!

Derek



Beefmaster Bulls Now Included in Integrity Beef Alliance

The Beefmaster Association is excited to announce a new partnership with the Integrity Beef Alliance. In December 2017 Beefmaster bulls became the most recent bull breed approved by the Integrity Beef's board of directors for inclusion in the program. Beefmaster bulls are the newest addition to the program and join the already approved bull breeds of Angus, Charolais, Hereford and Red Angus.

Large and small ranches benefit equally from participating in Integrity Beef through implementation of best management practices and increased marketing

venues, replacement cattle, and ranch supply procurement support. Integrity Beef Alliance Terminal calf program is designed to deliver a high quality calf from the standpoint of genetics and health to the feedlot segment of the industry. Calves must be sired by bulls in the top 20% of the breed for weaning AND yearling weight EPDs. All calves must go through a 60 day preconditioning program that has specific vaccines that are allowed to be used. Feedlots historically reward sellers in the program with premiums that exceed market expectations of other program cattle sold in the same market.



Science Serving Agriculture

For more information about joining the Integrity Beef Alliance, please contact Robert Wells, Integrity Beef Alliance executive director, at integritybeef@noble.org or 580.224.6430.

Building Performance Bulls.

We understand your bull purchase is a big investment. Bulls are athletes and have to be developed accordingly. We have worked hard to create a program to keep bulls growing without falling apart when you get them home. This performance test is designed to show their genetic differences while preparing them from longevity. They will not be pampered, over fat, and will know how to utilize forges when they go to work. Much effort has been devoted to providing thorough and accurate performance data on the entire sale offering.

Texoma bull covering the country in the high desert of Oregon.

Bull Development and Efficiency Testing

All bulls are delivered post weaning to the Central Texas Bull Testing Facility located in Evant, Texas. They are then developed in a controlled environment with a silage based ration. After acclimation they are tested in the GrowSafe, LLC for 55 days to measure Feed Efficiency. This system monitors each pound of feed the animal eats and weighs the animal when he goes to drink water, resulting in very accurate feed to gain data.

Following the test all bulls were then culled on disposition, feet, legs, growth and quality.

After yearling weights, ultrasound and scrotal measurements were recorded the bulls were then moved to Spear Cattle Co. in North East Texas where they were turned out on grass traps. These big pastures and supplemental feed has been the backbone of our success. Our unique forage test allows you to select bulls that fit your environment, travel, breed cows, and not break down.



NEW FEED EFFICIENCY NUMBERS

THE FIRST SET OF EFFICIENCY TESTED BULLS TO SELL AT TEXOMA

Many might claim to have efficient cattle... We actually measure it.

To help simplify the efficiency data we have incorporated two new measurements to our catalog. Livestock Genetic Services who calculates the Beefmaster Associations genetic evaluations has worked with us to create our own Efficiency EPD and INDEX.

Efficiency Index:

The Efficiency Index economically weights multiple traits to come up with a single measurement of performance. It is expressed in profit per animal. So for instance, the calves from \$112 indexing bull would be expected to make \$20 more per head than a \$92 indexing animal. Average daily gain and residual feed intake are directly put into the index, while back fat is included as an adjustment to residual feed intake. This is done so that selection for higher indexing animals increases average daily gain, decreases intake, and has no effect on back fat.

Residual Feed Intake EPD:

The TXO RFI EPD and Accuracy are similar to other EPDs, with the exception that they are specific to TEXOMA. Animals with lower RFI EPDs are more efficient in that they utilize less feed for a constant amount of gain.



REQUEST YOUR CATALOG TODAY.

GO ONLINE AT WWW.BEEFMASTERBULLSALE.COM

OR CALL 254-541-4643

ALSO LOOK US UP ON FACE BOOK AT

BEEFMASTER BULL SALE



You're Invited:

An open house and bull viewing will be held April 7th at our GrowSafe Development Center in Evant, Texas. Nearly 400 spring born bulls that will sell in our Beef on forage sale will be available for viewing. Please call for more information.

The Maternal Solution

WWW.BEEFMASTERBULLSALE.COM

1

F & M CATTLE CO.

ID: 6412 BBU# C1079959 01/25/2016
 COLOR: RED



J & K 1001

SIMON CREEK 5/34
 SIMON CREEK 317
 KENT MINDEMANN 640
 SALT CREEK BEEFMASTERS 6/19
 ** * L BAR 5502
 * FOUNDATION BEEFMASTERS 1488
 CASSEY 5-75
 SIMON CREEK 679
 KENT MINDEMANN 823
 KENT MINDEMANN 964
 FOUNDATION BEEFMASTERS 2697
 SALT CREEK BEEFMASTERS 4/48

* KING 919

RFI EPD	EFFICIENCY \$ INDEX
-0.04	102.07

START WDA	ADG	END WDA	CURRENT WT
104%	100%	103%	1789

	EXPECTED PROGENY DIFFERENCES					ULTRASOUND EPDS				INDEXES		
	CED	BW	WW	YW	MILK	TM	SC	REA	%IMF	RIB FAT	\$T	\$M
EPD	3.4	-0.5	34	56	11	28	1.4	0.67	0.1	-0.03	97.83	26.89
% RANKING		22	14	15	19	11	2	4	16		14	7
	BW	WW	YW			REA	%IMF	RIB FAT	RUMP FAT			
RATIO	95	94	96			82	104	88	95			
CONTEMP	17	17	16			15	15	15	15			
ADJ. TRAIT	87	599	1102			11.94	3.41	0.27	0.47			

2

F & M CATTLE CO.

ID: 6426 BBU# C1080042 02/12/2016
 COLOR: RED



J & K 1001

SIMON CREEK 5/34
 SIMON CREEK 317
 MARK AND LEESA BLAU 589
 KING 041
 WAYNE KING 841
 ** * L BAR 5502
 * FOUNDATION BEEFMASTERS 1488
 CASSEY 5-75
 SIMON CREEK 679
 FOUNDATION BEEFMASTERS 1673
 MARK AND LEESA BLAU 345
 FRENZEL 616
 WAYNE KING 841

WAYNE KING 841

RFI EPD	EFFICIENCY \$ INDEX
-0.76	106.11

START WDA	ADG	END WDA	CURRENT WT
115%	101%	112%	1898

	EXPECTED PROGENY DIFFERENCES					ULTRASOUND EPDS				INDEXES		
	CED	BW	WW	YW	MILK	TM	SC	REA	%IMF	RIB FAT	\$T	\$M
EPD	5.2	-0.6	40	66	10	30	0.7	1.02	0.1	0.00	115.44	25.99
% RANKING		20	7	6	25	7	16	1	13		5	8
	BW	WW	YW			REA	%IMF	RIB FAT	RUMP FAT			
RATIO	102	113	107			119	100	140	117			
CONTEMP	17	17	16			15	15	15	15			
ADJ. TRAIT	81	717	1231			17.25	3.3	0.43	0.58			

3

GATTIS

ID: 615 BBU# C1067598 POLLED 01/20/2016
 COLOR: RED



DOUBLE L 7008

L BAR 2174
 ** * L BAR 5502
 BROUSSARD 0/3918
 L BAR 0422
 L BAR 1410
 SALSA 94-403
 * SPEAR RANCHES 9020
 SPEAR RANCHES 5130-2C
 GATTIS 4G0406
 GATTIS 4G0630 630
 4G BIGBOY 3200 32/0

GATTIS 4G1106 106

RFI EPD	EFFICIENCY \$ INDEX
0.03	108.75

START WDA	ADG	END WDA	CURRENT WT
89%	123%	94%	1810

	EXPECTED PROGENY DIFFERENCES					ULTRASOUND EPDS				INDEXES		
	CED	BW	WW	YW	MILK	TM	SC	REA	%IMF	RIB FAT	\$T	\$M
EPD	6.8	-1.7	33	59	6	22	0.5	0.74	-0.1	-0.04	98.18	16.95
% RANKING		5	17	12		38	33	3		3	14	34
	BW	WW	YW			REA	%IMF	RIB FAT	RUMP FAT			
RATIO	116	105	102			110	106	86	116			
CONTEMP	14	17	6			6	6	6	6			
ADJ. TRAIT	68	527	1045			12.04	3.11	0.22	0.52			

4

WALLEN PRAIRIE RANCH

ID: 1670 BBU# C1077101 HORNS 05/31/2016
 COLOR: LIGHT RED



RED RYDER 8035

WPR'S RYDIN EASY 1317

BLACK BAYOU 1071/3

EMS AMAZING ACE 630

SURGEON 1354/6

WPR'S NURSE POWERHOUSE 1022

** WPR'S MAXXINE 0806

BLACK MAXX 1072

BLACK MAXX TIGER 59/5

EAGLE'S TIGER LILLY 312/7

WPR'S BRICKHOUSE 0810

FOUNDATION BEEFMASTERS 0192

** LASATER BEEFMASTER 3690

FOUNDATION BEEFMASTERS 0596

RFI EPD		EFFICIENCY \$ INDEX										
0.52		100.60										
START WDA	ADG	END WDA	CURRENT WT									
103%	107%	105%	1675									
EXPECTED PROGENY DIFFERENCES						ULTRASOUND EPDS				INDEXES		
	CED	BW	WW	YW	MILK	TM	SC	REA	%IMF	RIB FAT	\$T	\$M
EPD	1.0	1.5	27	46	13	26	0.5	0.29	-0.2	-0.05	76.39	19.02
% RANKING			33	35	6	18	28	37		3	39	25
	BW	WW	YW					REA	%IMF	RIB FAT	RUMP FAT	
RATIO	97	92	95					99	74	84	108	
CONTEMP	16	27	4					4	4	4	4	
ADJ. TRAIT	72	735	1024					12.71	2.1	0.16	0.32	

5

SPEAR RANCHES

ID: 632 BBU# C1076768 POLLED 03/11/2016
 COLOR: BLACK



BUSTER 714

SPEAR RANCHES 387

BUSTER 017

BUSTER 944

GENE'S CLASSIC CORNER 67-03

SPEAR RANCHES 7060

SPEAR RANCHES 5130-2C

GOLD PLATE 29/7

SALSA 94-403

S M 9-527

S M 10-516

SPEAR RANCHES 8096

SPEAR RANCHES 3035

* SPEAR RANCHES 025

RFI EPD		EFFICIENCY \$ INDEX										
0.21		104.97										
START WDA	ADG	END WDA	CURRENT WT									
112%	115%	113%	1950									
EXPECTED PROGENY DIFFERENCES						ULTRASOUND EPDS				INDEXES		
	CED	BW	WW	YW	MILK	TM	SC	REA	%IMF	RIB FAT	\$T	\$M
EPD	6.3	-0.9	28	61	8	22	0.6	0.71	0.1	-0.02	106.68	10.19
% RANKING		15	29	9		36	23	3	20		8	
	BW	WW	YW					REA	%IMF	RIB FAT	RUMP FAT	
RATIO	103	113	110					104	115	120	89	
CONTEMP	15	30	9					16	16	16	16	
ADJ. TRAIT	83	662	1140					13.39	3.81	0.27	0.31	

6

F & M CATTLE CO.

ID: 6425 BBU# C1080704 02/11/2016
 COLOR: RED



SIMON CREEK 5/34

J & K 1001

** L BAR 5502

* FOUNDATION BEEFMASTERS 1488

CASSEY 5-75

SIMON CREEK 317

SIMON CREEK 679

SALT CREEK BEEFMASTERS 8/75

SALT CREEK BEEFMASTERS 4/53

SALT CREEK BEEFMASTERS 8/59

F & M CATTLE CO. 2417

THE KING 318

* KING 6039

* KING 239

RFI EPD		EFFICIENCY \$ INDEX										
-0.61		105.29										
START WDA	ADG	END WDA	CURRENT WT									
105%	103%	104%	1738									
EXPECTED PROGENY DIFFERENCES						ULTRASOUND EPDS				INDEXES		
	CED	BW	WW	YW	MILK	TM	SC	REA	%IMF	RIB FAT	\$T	\$M
EPD	4.9	-1.0	34	56	10	27	1.2	1.03	0.1	-0.03	97.30	24.93
% RANKING		13	15	15	28	14	3	1	32	31	14	10
	BW	WW	YW					REA	%IMF	RIB FAT	RUMP FAT	
RATIO	103	96	99					100	100	100	100	
CONTEMP	17	17	16					1	1	1	1	
ADJ. TRAIT	81	609	1143					17.26	3.3	0.27	0.48	

7

MARK & ASHLEY GOBER

ID: 614 BBU# C1078344 HORNS 02/20/2016
 COLOR: RED



SWB BALLISTIC 91-10

BULLET PROOF 864

BLACK STACI 420

EGKN/32

MADDIE 902

CHRISCO K 4-29

CJ'S BANDELERO 960

** OASIS 655

** BLACK JACK 21 LE C817059 DNA 40A

MISS STACI 927
 HENNEGIN'S 871K

HENNEGIN'S 32EGK

FOUNDATION BEEFMASTERS 0329

C.R.I.B. CREEK 7/29

RFI EPD		EFFICIENCY \$ INDEX						ULTRASOUND EPDS				INDEXES	
-0.06		104.15											
START WDA		ADG		END WDA		CURRENT WT							
95%		107%		97%		1955							
EXPECTED PROGENY DIFFERENCES													
	CED	BW	WW	YW	MILK	TM	SC	REA	%IMF	RIB FAT	\$T	\$M	
EPD	2.4	1.1	27	49	11	25	-0.1	0.05	0.1	-0.02	83.93	15.93	
% RANKING			32	30	14	22			24		28	38	
	BW	WW	YW					REA	%IMF	RIB FAT	RUMP FAT		
RATIO	100	107	104					104	108	115	112		
CONTEMP	1	2	2					3	3	3	3		
ADJ. TRAIT	77	621	897					11.97	3.42	0.39	0.51		

8

FRENZEL

ID: 6101 BBU# C1080271 HORNS 01/28/2016
 COLOR: RED



FRENZEL 3112

FRENZEL 0102

FRENZEL 1124

DIA L RAN 1-1

FRENZEL 4111

FRENZEL 2244

L BAR 6190

FRENZEL 8115

BROADWAY 807

FRENZEL 908
 RIO GRANDE SR 3184

THREE G SALES & SERVICE 144

C.R.I.B. CREEK 7-69

FRENZEL 6131

RFI EPD		EFFICIENCY \$ INDEX						ULTRASOUND EPDS				INDEXES	
-0.05		103.84											
START WDA		ADG		END WDA		CURRENT WT							
99%		96%		98%		1657							
EXPECTED PROGENY DIFFERENCES													
	CED	BW	WW	YW	MILK	TM	SC	REA	%IMF	RIB FAT	\$T	\$M	
EPD	9.5	-3.0	30	54	8	23	0.6	0.71	0.3	0.00	96.65	20.12	
% RANKING		1	25	19		32	23	3	2		15	21	
	BW	WW	YW					REA	%IMF	RIB FAT	RUMP FAT		
RATIO	119	98	103					107	111	134	88		
CONTEMP	9	8	5					5	5	5	5		
ADJ. TRAIT	74	614	1036					13.08	3.72	0.45	0.43		

9

KREGER

ID: 287/6 BBU# C1072785 HORNS 04/07/2016
 COLOR: LIGHT RED



BONFIRE 8038

BLACK BAYOU 1071/3

EMS AMAZING ACE 630

PISTOL PETE 1201/5

KREGER JK 9/9

JK POLLED MANDARIN 11/9

** POLLED MANDATE 404/5

** * MULLINS 2C46/8

ACE IN THE HOLE 70/3

EMS MISS BUFF 86-6
 ** BLACK JACK 21

WATERLOO 902

** POLLED MANDATE 404/5

KREGER 43/2

RFI EPD		EFFICIENCY \$ INDEX						ULTRASOUND EPDS				INDEXES	
0.24		100.84											
START WDA		ADG		END WDA		CURRENT WT							
79%		83%		88%		1540							
EXPECTED PROGENY DIFFERENCES													
	CED	BW	WW	YW	MILK	TM	SC	REA	%IMF	RIB FAT	\$T	\$M	
EPD	4.3	-1.0	9	24	8	13	-0.4	0.21	0.0	-0.03	40.10	5.13	
% RANKING		13						48	43				
	BW	WW	YW					REA	%IMF	RIB FAT	RUMP FAT		
RATIO	100	88	85					100	100	100	100		
CONTEMP	1	2	2					1	1	1	1		
ADJ. TRAIT	74	562	705					9.2	2.51	0.1	0.15		

10

REED

ID: 11/16 BBU# C1074622 HORNS 05/15/2016
 COLOR: RED



RED RYDER 8035

ROXANNE 1120

BLACK BAYOU 1071/3

EMS AMAZING ACE 630

BIG MACK 9/6

HAZEL BROS. H BAR 652

** POLLED MANDATE 404/5

** * MULLINS 2C46/8

ACE IN THE HOLE 70/3

EMS MISS BUFF 86-6
 L BAR 1433

CROOKED POST RANCH 65
 MANDATE'S RED ONE 518/3

HAZEL BROS. H BAR 526

RFI EPD	EFFICIENCY \$ INDEX
0.21	100.47

START WDA	ADG	END WDA	CURRENT WT
103%	109%	115%	1574

EXPECTED PROGENY DIFFERENCES						ULTRASOUND EPDS				INDEXES		
	CED	BW	WW	YW	MILK	TM	SC	REA	%IMF	RIB FAT	\$T	\$M
EPD	3.4	0.2	24	54	11	23	0.5	0.41	0.1	-0.02	93.31	10.09
% RANKING		39	47	19	13	30	33	22	18		18	
	BW	WW	YW					REA	%IMF	RIB FAT	RUMP FAT	
RATIO	103	99	108					100	145	114	146	
CONTEMP	2	2	2					2	2	2	2	
ADJ. TRAIT	68	647	1027					11.07	2.9	0.16	0.27	

11

J & T FARM

ID: JT 42 BBU# C1078638 HORNS 02/23/2016
 COLOR: RED



FULL THROTTLE 172

ANNA'S APPEAL 57/6

** INFINITY 120/96

** OASIS 655

BLACK SEX APPEAL 92

48/1 LE C872401 DNA 580869A PV

** RED SUGAR 104/93

** VANNA 5660

** CAVALIER 19/5

** SEX LIFE 388

** MR COFFEE 9006/8

SEXSATON 400

** INFINITY 120/96

** TIGER ANNA 96/97

RFI EPD	EFFICIENCY \$ INDEX
-0.07	104.00

START WDA	ADG	END WDA	CURRENT WT
101%	73%	97%	1805

EXPECTED PROGENY DIFFERENCES						ULTRASOUND EPDS				INDEXES		
	CED	BW	WW	YW	MILK	TM	SC	REA	%IMF	RIB FAT	\$T	\$M
EPD	4.9	-0.1	27	51	5	19	0.1	-0.25	-0.1	-0.03	85.56	10.37
% RANKING		30	33	25							26	
	BW	WW	YW					REA	%IMF	RIB FAT	RUMP FAT	
RATIO	110	100	101					94	100	92	91	
CONTEMP	3	2	2					2	2	2	2	
ADJ. TRAIT	62	696	984					10.82	2.82	0.22	0.31	

12

WALLEN PRAIRIE RANCH

ID: 1638 BBU# C1077098 HORNS 05/31/2016
 COLOR: DARK RED



** WPR'S THE TOTAL PACKAGE 7595

** WPR'S LUCY 0608

L BAR 7499
 L BAR 0422 0422 LH C831472 DNA 140349A

*L BAR 3420

FOUNDATION BEEFMASTERS 2731

FOUNDATION BEEFMASTERS 9107

L BAR 7430

MULTIPLE

L BAR 1467
 MULTIPLE

FOUNDATION BEEFMASTERS 6327

MULTIPLE

FOUNDATION BEEFMASTERS 7359

RFI EPD	EFFICIENCY \$ INDEX
0.43	89.80

START WDA	ADG	END WDA	CURRENT WT
107%	105%	77%	1765

EXPECTED PROGENY DIFFERENCES						ULTRASOUND EPDS				INDEXES		
	CED	BW	WW	YW	MILK	TM	SC	REA	%IMF	RIB FAT	\$T	\$M
EPD	4.1	-1.0	45	80	11	34	0.8	0.52	0.1	-0.02	138.29	25.61
% RANKING		13	3	1	13	3	13	11	29		1	9
	BW	WW	YW					REA	%IMF	RIB FAT	RUMP FAT	
RATIO	103	97	100					110	103	137	71	
CONTEMP	16	27	4					4	4	4	4	
ADJ. TRAIT	68	772	1077					14.04	2.9	0.26	0.21	

There is no traffic on the extra mile

Roger Staubach

Roger isn't A Cowboy, he is *THE* Cowboy. He knows a lot about going the extra mile. So do we.

We hear it every day. Where has the service gone in our country? No one seems to care anymore. We have all but grown used to the frustration that lack of care gives.

At EBS we realize that our service to our customers is every bit important as the product we produce. We feel that going The Extra Mile is our pleasure, not our job.

Because you are the most important aspect of our endeavor.

You are the reason we are here.

Come by for some hospitality. Put your feet up. Have a cupcake. Or two.

3,000 sq ft Visitor Center
Projected Complete 12/15/17



Elgin Breeding Service, Inc. • A Family Tradition of Quality Since 1954
512-285-2019 • ebsbull@flash.net • elginbreedingservice.com

13

FRENZEL

ID: 6617 BBU# C1080447 HORNS 10/14/2016
 COLOR: RED



112/458

FRENZEL 1117

** MAVERICK 17/557
 HILLTOP RANCH 665-0
 BROADWAY 807
 FRENZEL 983

*SPEAR RANCHES 9020
 ** MISS TABASCO 929/4
 GENE'S CLASSIC CORNER 67-03
 DUNKIN FARMS 9-057
 SIMON CREEK 5/34
 SIMON CREEK 6/21
 DWIGHT RAMPLEY 404
 FRENZEL 025

RFI EPD		EFFICIENCY \$ INDEX										
0.23		108.55										
START WDA	ADG	END WDA	CURRENT WT									
110%	126%	114%	1505									
EXPECTED PROGENY DIFFERENCES				ULTRASOUND EPDS				INDEXES				
	CED	BW	WW	YW	MILK	TM	SC	REA	%IMF	RIB FAT	\$T	\$M
EPD	1.4	0.3	21	36	10	20	0.5	0.30	0.0	-0.02	61.94	16.38
% RANKING		40			34	50	31	35	37			36
	BW	WW	YW					REA	%IMF	RIB FAT	RUMP FAT	
RATIO	86	98	99					96	90	124	110	
CONTEMP	9	7	3					3	3	3	3	
ADJ. TRAIT	90	596	1222					11.56	2.4	0.41	0.62	

14

F & M CATTLE CO.

ID: 6717 BBU# C1080257 10/18/2016
 COLOR: RED



112/458

FMC 2226

** MAVERICK 17/557
 HILLTOP RANCH 665-0
 RACHAEL'S RANCH 939
 M & M CATTLE COMPANY 8782

*SPEAR RANCHES 9020
 ** MISS TABASCO 929/4
 GENE'S CLASSIC CORNER 67-03
 DUNKIN FARMS 9-057
 SPEAR RANCHES 6096
 SPEAR RANCHES 7060
 L BAR 5319
 L BAR 1220

RFI EPD		EFFICIENCY \$ INDEX										
0.38		105.84										
START WDA	ADG	END WDA	CURRENT WT									
112%	120%	114%	1500									
EXPECTED PROGENY DIFFERENCES				ULTRASOUND EPDS				INDEXES				
	CED	BW	WW	YW	MILK	TM	SC	REA	%IMF	RIB FAT	\$T	\$M
EPD	6.4	-1.8	25	44	10	23	0.4	0.38	0.0	-0.03	75.03	20.32
% RANKING		4	40	42	28	33	34	25	43	31	41	21
	BW	WW	YW					REA	%IMF	RIB FAT	RUMP FAT	
RATIO	115	100	110					95	103	125	104	
CONTEMP	21	18	8					8	8	8	8	
ADJ. TRAIT	70	631	1294					11.1	3	0.42	0.57	

15

WHISKEY RIVER

ID: 665 BBU# C1075058 08/03/2016
 COLOR: RED



DOUBLE L 7008

WHISKEY RIVER 2/13

** * L BAR 5502
 L BAR 4431
 WHISKEY RIVER 864
 WHISKEY RIVER 49

L BAR 2174
 BROUSSARD 0/3918
 L BAR 0422
 L BAR 1410
 CAIN 418
 WHISKEY RIVER 105
 WHISKEY RIVER 423
 BEEFMASTER X 4415

RFI EPD		EFFICIENCY \$ INDEX										
-0.10		102.06										
START WDA	ADG	END WDA	CURRENT WT									
100%	104%	100%	1700									
EXPECTED PROGENY DIFFERENCES				ULTRASOUND EPDS				INDEXES				
	CED	BW	WW	YW	MILK	TM	SC	REA	%IMF	RIB FAT	\$T	\$M
EPD	1.6	1.3	46	76	6	29	1.0	0.64	-0.1	-0.04	128.07	21.64
% RANKING			3	2		10	5	5		3	2	17
	BW	WW	YW					REA	%IMF	RIB FAT	RUMP FAT	
RATIO		112	111					96	92	104	141	
CONTEMP		15	9					9	9	9	9	
ADJ. TRAIT		532	1087					11.76	2.51	0.27	0.64	

16

LAIRMORE

ID: 666 BBU# C1077867 HORNS 10/04/2016
 COLOR: RED



DOUBLE L 7008

** * L BAR 5502

L BAR 2174
 BROUSSARD 0/3918
 L BAR 0422
 L BAR 1410
 DUNKIN FARMS 4/053
 BEEFOR 25/3
 WHISKEY RIVER 118

L BAR 4431

RAVEN 15/3

BEEFOR 41/1

BEEFOR 32/4

BEEFOR 26/2

RFI EPD		EFFICIENCY \$ INDEX										
-0.35		106.63										
START WDA	ADG	END WDA	CURRENT WT									
102%	95%	101%	1434									
EXPECTED PROGENY DIFFERENCES						ULTRASOUND EPDS				INDEXES		
	CED	BW	WW	YW	MILK	TM	SC	REA	%IMF	RIB FAT	\$T	\$M
EPD	3.2	0.3	42	64	8	29	0.9	0.57	-0.1	-0.04	107.50	27.51
% RANKING		39	5	7		9	8	8		3	8	6
	BW	WW	YW				REA	%IMF	RIB FAT	RUMP FAT		
RATIO	104	102	97				109	100	106	69		
CONTEMP	3	6	6				6	6	6	6		
ADJ. TRAIT	78	646	1107				13.99	2.6	0.34	0.34		

17

FRENZEL ROCKING F BAR

ID: 6910 BBU# C1080404 11/02/2016
 COLOR: RED



VFF MR 42-4

** LOGAN 62M27

QUASAR 991
 JEZABELLE 62J8
 HICKORY DICKORY DOC 1473/7
 VFF HONEY GIRL 43/8
 BUSTER 672
 VINSON 742
 L BAR 2493
 FRENZEL 4118

VAUGHN FAMILY FARMS 72-0

VINS 949

FRENZEL 607

FRENZEL 711

RFI EPD		EFFICIENCY \$ INDEX										
-0.18		100.06										
START WDA	ADG	END WDA	CURRENT WT									
103%	77%	99%										
EXPECTED PROGENY DIFFERENCES						ULTRASOUND EPDS				INDEXES		
	CED	BW	WW	YW	MILK	TM	SC	REA	%IMF	RIB FAT	\$T	\$M
EPD	3.4	0.0	37	55	9	27	1.0	0.0	0.2	-0.03	95.92	27.09
% RANKING		33	10	18		14	6	7	8		15	7
	BW	WW	YW				REA	%IMF	RIB FAT	RUMP FAT		
RATIO	103	97	95				99	88	116	100		
CONTEMP	9	11	4				4	4	4	4		
ADJ. TRAIT	77	624	1067				11.72	2.49	0.35	0.39		

18

J & T FARM

ID: JT/922 BBU# C1086631 HORNS 10/21/2016
 COLOR: RED



** WPR'S THE TOTAL PACKAGE 7595

L BAR 7499 7499 LH C754134
 L BAR 0422 0422 LH C831472 DNA 140349A
 L BAR 7430
 MULTIPLE

*L BAR 3420

L BAR 1467
 ** SPARTACUS 86/653

** CAVALIER 19/5

** WICKED WITCH 7/04

** LAZY M 1-5/5
 ** SYNERGY 84/95

WITCHY WOMAN 43/01

** VANNA 2000 45/00

RFI EPD		EFFICIENCY \$ INDEX										
0.05		99.31										
START WDA	ADG	END WDA	CURRENT WT									
112%	111%	112%	1490									
EXPECTED PROGENY DIFFERENCES						ULTRASOUND EPDS				INDEXES		
	CED	BW	WW	YW	MILK	TM	SC	REA	%IMF	RIB FAT	\$T	\$M
EPD	3.4	-0.6	41	65	11	31	0.7	0.13	0.0	-0.02	111.96	28.16
% RANKING		19	6	6	18	5	14		40		6	5
	BW	WW	YW				REA	%IMF	RIB FAT	RUMP FAT		
RATIO	104	104	108				100	105	116	112		
CONTEMP	8	2	2				2	2	2	2		
ADJ. TRAIT	79	626	1245				11.16	2.01	0.33	0.5		

19

KREGER

ID: 334/6 BBU# C1081174 HORNS 10/15/2016
 COLOR: RED



PRODIGY L2 161/13

L2 CAPTAIN JACK 43/07
 SUGAR JACK 66/10 LR C994207 DNA US4057455 PV
 FARRAH'S LEGEND 36/05
 ** RED SUGAR 104/93
 SWEET BEAUTY 408
 ** OASIS 655
 ** PAINTED WARRIOR 0026
 ** PAINTED TIGER 3-390
 ** DUNKIN FARMS 1-126
 ** SYNERGY 84/95
 L2 MAIDEN LADY 154/00
 ** INFINITE LADY 79/98

AUBURN LADY 2836/7

RFI EPD	EFFICIENCY \$ INDEX
-0.18	103.29

START WDA	ADG	END WDA	CURRENT WT
93%	114%	96%	1270

EXPECTED PROGENY DIFFERENCES						ULTRASOUND EPDS				INDEXES		
	CED	BW	WW	YW	MILK	TM	SC	REA	%IMF	RIB FAT	\$T	\$M
EPD	1.3	1.3	18	34	9	18	0.0	-0.27	-0.2	-0.04	54.22	10.48
% RANKING					46					31		
	BW	WW	YW					REA	%IMF	RIB FAT	RUMP FAT	
RATIO	100	104	96					94	108	99	114	
CONTEMP	4	4	2					2	2	2	2	
ADJ. TRAIT	77	739	1063					9.18	2.11	0.36	0.46	

20

WALLEN PRAIRIE RANCH

ID: 1683 BBU# C1077113 SCURS 07/10/2016
 COLOR: BLACK



WPR'S PRIMETIME 2172

L BAR 0422
 ** WPR'S THE TOTAL PACKAGE 7595
 *L BAR 3420
 BLACK MAXX TIGER 59/5
 ** *WPR'S MAXXINE 0806
 * FOUNDATION BEEFMASTERS 4434
 * SPEAR RANCHES 9020
 ** MAVERICK 17/557
 ** MISS TABASCO 929/4
 AVIATOR 14/4
 W H 54H

WPR'S POLLED LADY GAGA 1121

** WPR'S 0914

RFI EPD	EFFICIENCY \$ INDEX
0.76	94.37

START WDA	ADG	END WDA	CURRENT WT
111%	76%	105%	1575

EXPECTED PROGENY DIFFERENCES						ULTRASOUND EPDS				INDEXES		
	CED	BW	WW	YW	MILK	TM	SC	REA	%IMF	RIB FAT	\$T	\$M
EPD	3.1	-0.3	47	73	12	35	1.7	0.12	-0.3	-0.06	120.85	34.54
% RANKING		26	3	3	12	2	1			1	4	2
	BW	WW	YW					REA	%IMF	RIB FAT	RUMP FAT	
RATIO	95	98	105					97	96	84	105	
CONTEMP	6	27	5					5	5	5	5	
ADJ. TRAIT	73	781	1209					13.07	3.02	0.26	0.42	

21

KREGER

ID: 305/6 BBU# C1080627 POLLED 11/16/2016
 COLOR: BLACK



JK OKLAHOMAN 130/2

** RED SUGAR 104/93
 ** SYNERGY 84/95
 ** PRISSY LADY 117/93
 ** CAVALIER 19/5
 AVA 778
 ** SEX LIFE 388
 ** * L BAR 5502
 DOC 2D-0C81 LE C893778 DNA 308374A
 PHALLON 512/7
 BANDITO 958/2
 MISS BLACK SYNERGY 87/5
 WILMOTH 111/3

CHRK 1675 1675W

RFI EPD	EFFICIENCY \$ INDEX
0.03	105.43

START WDA	ADG	END WDA	CURRENT WT
106%	106%	106%	1345

EXPECTED PROGENY DIFFERENCES						ULTRASOUND EPDS				INDEXES		
	CED	BW	WW	YW	MILK	TM	SC	REA	%IMF	RIB FAT	\$T	\$M
EPD	3.0	0.5	32	54	7	23	0.7	-0.12	0.0	-0.03	91.42	18.61
% RANKING		46	18	19		31	18		43		20	27
	BW	WW	YW					REA	%IMF	RIB FAT	RUMP FAT	
RATIO	101	109	110					109	108	104	88	
CONTEMP	3	3	3					3	3	3	3	
ADJ. TRAIT	77	645	1164					10.62	3	0.27	0.38	

22

KREGER

ID: 311/6 BBU# C1080633 POLLED 10/02/2016
 COLOR: BLACK MOTTLE UNDERLINE



CF N-SYNC 463

** SYNERGY 84/95

** RED SUGAR 104/93

** PRISSY LADY 117/93

** CAVALIER 19/5

** OASIS 655

** SEX LIFE 388

CJ'S SOUL MAN 168

CJ'S MOTOWN 412

LAURIE BABY 14/2

JK DARK VICTORY 107/1

PISTOL PETE 1201/5

KREGER JK 9/9

JK POLLED MANDARIN 11/9

RFI EPD		EFFICIENCY \$ INDEX										
0.06		103.21										
START WDA	ADG	END WDA	CURRENT WT									
94%	99%	95%	1330									
EXPECTED PROGENY DIFFERENCES						ULTRASOUND EPDS				INDEXES		
	CED	BW	WW	YW	MILK	TM	SC	REA	%IMF	RIB FAT	\$T	\$M
EPD	5.3	-1.3	28	48	6	20	0.5	-0.13	0.0	-0.02	81.71	17.35
% RANKING		9	29	32			31		34		31	32
		BW	WW	YW				REA	%IMF	RIB FAT	RUMP FAT	
RATIO		111	99	100				99	112	143	107	
CONTEMP		6	5	4				4	4	4	4	
ADJ. TRAIT		69	611	1070				10.72	3.21	0.38	0.4	

23

CHERRY GLEN RANCH

ID: 2856 BBU# C1071592 HORNS 09/01/2016
 COLOR: BLACK



FRENZEL 4203

LYSSY & SONS 100/32

** MAVERICK 17/557

LYSSY & SONS 25/10

FOUNDATION 712

FRENZEL 1210

FRENZEL 6119

VINTAGE 919

TORO ROJO 1944

PAYETTE RIVER RANCH 2309

CG PEACHES 1682

NIGHT HAWK 1369

CHERRY GLEN RANCH 1615

* CG VANILLA 1360

RFI EPD		EFFICIENCY \$ INDEX										
-0.16		101.70										
START WDA	ADG	END WDA	CURRENT WT									
101%	96%	100%	1420									
EXPECTED PROGENY DIFFERENCES						ULTRASOUND EPDS				INDEXES		
	CED	BW	WW	YW	MILK	TM	SC	REA	%IMF	RIB FAT	\$T	\$M
EPD	9.9	-3.2	21	41	10	21	0.8	0.07	0.0	-0.04	68.96	19.19
% RANKING		1			30	47	11			31		25
		BW	WW	YW				REA	%IMF	RIB FAT	RUMP FAT	
RATIO		118	99	101				103	85	108	105	
CONTEMP		10	10	10				10	10	10	10	
ADJ. TRAIT		66	709	1130				13.49	2.41	0.29	0.49	

24

F & M CATTLE CO.

ID: 6708 BBU# C1080245 09/30/2016
 COLOR: RED



LL MR DOUBLE L 421

DOUBLE L 7008

** *L BAR 5502

L BAR 4431

* FOUNDATION BEEFMASTERS 5222

*LL MISS COLORADO 024

* MISS CATALYST 717

SIMON CREEK 5/34

J & K 1001

SIMON CREEK 317

F & M CATTLE CO. 3251

MULTIPLE

FOUNDATION BEEFMASTERS 2605

FOUNDATIOON BEEFMASTERS 0927

RFI EPD		EFFICIENCY \$ INDEX										
-0.53		107.53										
START WDA	ADG	END WDA	CURRENT WT									
125%	118%	124%	1677									
EXPECTED PROGENY DIFFERENCES						ULTRASOUND EPDS				INDEXES		
	CED	BW	WW	YW	MILK	TM	SC	REA	%IMF	RIB FAT	\$T	\$M
EPD	0.5	1.1	50	77	11	36	1.4	0.92	0.0	-0.04	132.20	33.36
% RANKING			2	2	21	2	2	1	48	31	2	2
		BW	WW	YW				REA	%IMF	RIB FAT	RUMP FAT	
RATIO		84	124	113				105	96	131	125	
CONTEMP		21	18	8				8	8	8	8	
ADJ. TRAIT		95	781	1338				12.34	2.8	0.44	0.69	

25

FRENZEL ROCKING F BAR



ID: 6917 BBU# C1080403 10/25/2016
 COLOR: RED

VFF MR 42-4

** LOGAN 62M27

QUASAR 991
 JEZABELLE 62J8
 HICKORY DICKORY DOC 1473/7
 VAUGHN FAMILY FARMS 72-0
 VFF HONEY GIRL 43/8
 BULLET PROOF 864

SWB BALLISTIC 91-10

BLACK STACI 420
 FRENZEL 112

FRENZEL 3227

* FRENZEL 4110

* FRENZEL 2312

RFI EPD		EFFICIENCY \$ INDEX						FRENZEL 3227				
0.01		108.91										
START WDA	ADG	END WDA	CURRENT WT									
111%	111%	112%	1397									
EXPECTED PROGENY DIFFERENCES						ULTRASOUND EPDS				INDEXES		
	CED	BW	WW	YW	MILK	TM	SC	REA	%IMF	RIB FAT	\$T	\$M
EPD	0.5	1.8	41	60	9	29	0.8	0.21	0.1	-0.03	103.08	27.25
% RANKING			6	11	50	8	13	46	18	31	10	6
	BW	WW	YW					REA	%IMF	RIB FAT	RUMP FAT	
RATIO	90	110	109					101	109	109	108	
CONTEMP	9	11	4					4	4	4	4	
ADJ. TRAIT	88	704	1230					11.94	3.09	0.33	0.42	

26

DAVIS DOUBLE D RANCH



ID: 675 BBU# C1079169 HORNS 08/16/2016
 COLOR: RED

VINSON 949

BUSTER 672

C CROSS C011
 BUSTER 152
 CAIN 418
 VIOLETA RANCH 9-188
 FOUNDATION BEEFMASTERS 2079

VINSON 742

BUSTER 914

BUSTER 342
 BUSTER 512

DAVIS 323

DAVIS 986

DAVIS DOUBLE D RANCH DD 96

RFI EPD		EFFICIENCY \$ INDEX						DAVIS 323				
-0.39		105.70										
START WDA	ADG	END WDA	CURRENT WT									
102%	112%	104%	1506									
EXPECTED PROGENY DIFFERENCES						ULTRASOUND EPDS				INDEXES		
	CED	BW	WW	YW	MILK	TM	SC	REA	%IMF	RIB FAT	\$T	\$M
EPD	4.9	-0.6	42	66	12	34	1.2	0.48	-0.1	-0.03	111.65	32.31
% RANKING		21	5	5	6	3	3	14		31	6	3
	BW	WW	YW					REA	%IMF	RIB FAT	RUMP FAT	
RATIO	101	111	103					106	96	106	95	
CONTEMP	4	7	2					2	2	2	2	
ADJ. TRAIT	75	661	1163					13.52	2.51	0.28	0.46	

27

WALLEN PRAIRIE RANCH



ID: 1681 BBU# C1077109 SCURS 07/10/2016
 COLOR: LIGHT RED

WPR'S KRYPTONITE 1208

CF ADRENALINE 170

** INFINITY 120/96
 ** OASIS 655
 AVIATOR 14/4

** WPR'S 0914

W H 54H
 L BAR 0422

** WPR'S THE TOTAL PACKAGE 7595

WPR'S TINKERBELL 1102

* L BAR 3420
 BLACK MAXX TIGER 59/5

WPR'S PRINCESS 0805

* WILMOTH 113/4

RFI EPD		EFFICIENCY \$ INDEX						WPR'S TINKERBELL 1102				
0.11		103.07										
START WDA	ADG	END WDA	CURRENT WT									
97%	92%	96%	1466									
EXPECTED PROGENY DIFFERENCES						ULTRASOUND EPDS				INDEXES		
	CED	BW	WW	YW	MILK	TM	SC	REA	%IMF	RIB FAT	\$T	\$M
EPD	3.3	0.0	28	51	12	26	0.3	0.03	-0.2	-0.04	83.51	19.07
% RANKING		33	28	25	8	17				3	29	25
	BW	WW	YW					REA	%IMF	RIB FAT	RUMP FAT	
RATIO	100	98	92					102	77	91	105	
CONTEMP	6	27	5					5	5	5	5	
ADJ. TRAIT	70	781	1061					13.74	2.42	0.28	0.42	

28

CAIN

ID: 3081D1 BBU# C1086833 POLLED 08/22/2016
 COLOR: RED MOTTLE UNDERLINE



CHRK RASIN' CAIN 1780X

CAIN 081Y3

CHRK GENESIS 1500T

CHANNAROCK FARM 720/0

RELIANT 8178

CCC MISS CATALYST 3081W3

BLACK BAYOU 1071/3

** CHRK MISS REBA 1194/5

** CAVALIER 19/5

** PHANNIE MARIE 171/1

BLOCKBUSTER 841

CLARK JONES FARMS 550

CATALYST 729

WINDY HILLS 3081

RFI EPD		EFFICIENCY \$ INDEX		EXPECTED PROGENY DIFFERENCES				ULTRASOUND EPDS				INDEXES			
START WDA	ADG	END WDA	CURRENT WT	CED	BW	WW	YW	MILK	TM	SC	REA	%IMF	RIB FAT	\$T	\$M
92%	124%	97%	1415	2.8	0.3	29	48	8	23	0.3	0.27	0.3	-0.03	84.92	17.85
				% RANKING	40	26	31		33		39	3	31	27	30
				RATIO	107	90	102				92	117	67	97	
				CONTEMP	10	14	4				4	4	4	4	
				ADJ. TRAIT	80	522	1123				10.48	4.01	0.2	0.49	

29

F BAR

ID: 6801 BBU# C1080437 HORNS 10/01/2016
 COLOR: RED



VFF AB MR 14207

F BAR 4601

AB MISTER FUSION AB10204

AB LUCEYTOWN AB12113

J & K 1001

FRENZEL 987

** FUSION 578/3

BEAUTY COMPANY AB08209

C J'S MOTOWN 412

INFINITE LUCEY 9/07

SIMON CREEK 5/34

SIMON CREEK 317

FOUNDATION BEEFMASTERS 4248

SEVEN-C ANDERSON CATTLE 1171

RFI EPD		EFFICIENCY \$ INDEX		EXPECTED PROGENY DIFFERENCES				ULTRASOUND EPDS				INDEXES			
START WDA	ADG	END WDA	CURRENT WT	CED	BW	WW	YW	MILK	TM	SC	REA	%IMF	RIB FAT	\$T	\$M
98%	99%	99%	1308	-0.11	103.93	-0.9	67	11	32	1.0	0.63	0.0	-0.03	114.62	29.71
				% RANKING	14	5	5	14	4	6	6	40		5	4
				RATIO	108	100	100				100	100	100	100	
				CONTEMP	2	1	1				1	1	1	1	
				ADJ. TRAIT	71	656	1124				13.69	2.7	0.47	0.53	

30

F & M CATTLE CO.

ID: 6721 BBU# C1080262 10/31/2016
 COLOR: RED



LYSSY 112/458

KING 951

** MAVERICK 17/557

HILLTOP RANCH 665-0

THE KING 318

KING 051

*SPEAR RANCHES 9020

** MISS TABASCO 929/4

GENE'S CLASSIC CORNER 67-03

DUNKIN FARMS 9-057

* L BAR 0324

FRENZEL 3129

FRENZEL 322

CARGILE 3151

RFI EPD		EFFICIENCY \$ INDEX		EXPECTED PROGENY DIFFERENCES				ULTRASOUND EPDS				INDEXES			
START WDA	ADG	END WDA	CURRENT WT	CED	BW	WW	YW	MILK	TM	SC	REA	%IMF	RIB FAT	\$T	\$M
105%	109%	107%	1380	0.53	102.94	1.0	48	8	22	0.6	0.28	0.0	-0.03	82.04	17.01
				% RANKING	27	31			37	23	37	40	31	31	34
				RATIO	85	94	98				101	96	84	96	
				CONTEMP	21	18	8				8	8	8	8	
				ADJ. TRAIT	94	589	1150				11.82	2.79	0.28	0.53	

31

CAIN

ID: 513D1 BBU# C1086834 HORNS 09/15/2016

COLOR: RED



RELENTLESS 911A2

CF DREAM CATCHER 914

PIPPA 9117

REACTION OF 956 729 253

CASEY 5-42

** L2 CAPTAIN SUGAR 12/02

** OASIS 655

** INFINITY 120/96

MISS CJ 011-08
CATALYST 729

CAIN 956

MULTIPLE

CASEY 7-31

* CAIN 5138

RFI EPD	EFFICIENCY \$ INDEX

START WDA	ADG	END WDA	CURRENT WT
108%	103%	107%	1463

EXPECTED PROGENY DIFFERENCES						ULTRASOUND EPDS				INDEXES		
	CED	BW	WW	YW	MILK	TM	SC	REA	%IMF	RIB FAT	\$T	\$M
EPD	-0.1	2.5	40	66	12	32	0.8	0.30	-0.1	-0.03	110.74	23.41
% RANKING			7	6	9	5	13	35		31	6	12
	BW	WW	YW					REA	%IMF	RIB FAT	RUMP FAT	
RATIO	76	117	110					109	85	137	114	
CONTEMP	10	14	4					4	4	4	4	
ADJ. TRAIT	106	677	1214					12.4	2.9	0.41	0.58	

32

CAIN

ID: 766D1 BBU# C1086854 HORNS 08/16/2016

COLOR: BLACK



COLONEL TOM 31/0

ROJO BUENO 7800

RANCHO TRES HIJOS 103/8

PUFF DADDY 524

CASEY 2-3

FOUNDATION BEEFMASTERS 0192

FOUNDATION BEEFMASTERS 3062

* L BAR 7303

BROUSSARD 0/3918
CJ'S SOUL MAN 168

CJ'S DARK SECRET 01-8

MULTIPLE

CASEY 4-11

CAIN 766

RFI EPD	EFFICIENCY \$ INDEX

START WDA	ADG	END WDA	CURRENT WT
104%	125%	108%	1582

EXPECTED PROGENY DIFFERENCES						ULTRASOUND EPDS				INDEXES		
	CED	BW	WW	YW	MILK	TM	SC	REA	%IMF	RIB FAT	\$T	\$M
EPD	0.7	1.4	30	50	6	21	0.5	0.64	0.3	-0.03	87.89	15.10
% RANKING			23	27		45	30	6	4	31	23	42
	BW	WW	YW					REA	%IMF	RIB FAT	RUMP FAT	
RATIO	113	116										
CONTEMP	10	14										
ADJ. TRAIT	75	672										

33

J & T FARM

ID: JT/3816 BBU# C1086629 HORNS 10/28/2016

COLOR: BLACK



JT TRUE GRIT 563

** L2 CAPTAIN SUGAR 12/02

** OASIS 655

CJ MONEYMAKER 707

MIDNIGHT TREASURE 813-4

** INFINITY 120/96

** SUGAR ANN 45/6

** CAVALIER 19/5

** SEX LIFE 388

** INFINITY 120/96

CJ'S ENCHANTRESS OF SOUL 444

** BLACK JACK 21

BOMB SHELL 396

BAILEY FARM BF 1004

RFI EPD	EFFICIENCY \$ INDEX
0.09	100.03

START WDA	ADG	END WDA	CURRENT WT
116%	74%	109%	1380

EXPECTED PROGENY DIFFERENCES						ULTRASOUND EPDS				INDEXES		
	CED	BW	WW	YW	MILK	TM	SC	REA	%IMF	RIB FAT	\$T	\$M
EPD	2.4	0.7	31	51	5	21	0.3	0.00	0.1	-0.03	87.26	15.78
% RANKING			20	25		48	48		21		24	39
	BW	WW	YW					REA	%IMF	RIB FAT	RUMP FAT	
RATIO	103	101	99					99	71	100	98	
CONTEMP	5	5	2					2	2	2	2	
ADJ. TRAIT	69	664	1163					11.08	1.81	0.2	0.42	

34

AGEE BEEFMASTERS



ID: 646 BBU# C1086742 HORNS 11/10/2016
 COLOR: DUN

DOUBLE L 7008
 WHISKEY RIVER 220
 WHISKEY RIVER 884
 MULTIPLE
 LASATER 6427
 LASATER BEEFMASTER 3709
 FOUNDATION BEEFMASTERS 0365

*** L BAR 5502
 L BAR 4431
 CAIN 418
 WHISKEY RIVER 784

RFI EPD		EFFICIENCY \$ INDEX	
START WDA	ADG	END WDA	CURRENT WT
98%	114%	101%	1240

EXPECTED PROGENY DIFFERENCES						ULTRASOUND EPDS				INDEXES		
	CED	BW	WW	YW	MILK	TM	SC	REA	%IMF	RIB FAT	\$T	\$M
EPD	4.1	-0.7	28	47	9	23	0.6	0.46	0.2	-0.02	83.83	20.19
% RANKING		17	29	32	46	31	22	17	8		28	21
		BW	WW	YW				REA	%IMF	RIB FAT	RUMP FAT	
RATIO			101	90				97	101	105	105	
CONTEMP			2	2				2	2	2	2	
ADJ. TRAIT			712	1127				13.56	3.51	0.45	0.62	

35

FRENZEL



ID: 6622 BBU# C1080451 HORNS 10/20/2016
 COLOR: RED

** MAVERICK 17/557
 LYSSY 112/458
 HILLTOP RANCH 665-0
 BUTTERCUP 9516
 FRENZEL 6120
 * FRENZEL 8129
 *SPEAR RANCHES 9020
 ** MISS TABASCO 929/4
 GENE'S CLASSIC CORNER 67-03
 DUNKIN FARMS 9-057
 FOUNDATION BEEFMASTERS 5096
 FOUNDATION BEEFMASTERS 1276
 * FOUNDATION BEEFMASTERS 9510
 FRENZEL 1331

RFI EPD		EFFICIENCY \$ INDEX	
0.62		98.25	
START WDA	ADG	END WDA	CURRENT WT
110%	96%	108%	1478

EXPECTED PROGENY DIFFERENCES						ULTRASOUND EPDS				INDEXES		
	CED	BW	WW	YW	MILK	TM	SC	REA	%IMF	RIB FAT	\$T	\$M
EPD	3.9	-0.6	30	50	12	26	0.7	0.34	-0.1	-0.04	83.42	22.95
% RANKING		20	24	26	12	16	17	31		31	29	14
		BW	WW	YW				REA	%IMF	RIB FAT	RUMP FAT	
RATIO		104	108	94				90	94	91	91	
CONTEMP		9	7	3				3	3	3	3	
ADJ. TRAIT		75	654	1162				10.82	2.5	0.3	0.51	

36

WHISKEY RIVER



ID: 639 BBU# C1075070 06/22/2016
 COLOR: RED

*** L BAR 5502
 DOUBLE L 7008
 L BAR 4431
 WHISKEY RIVER 864
 WHISKEY RIVER 2/21
 WHISKEY RIVER 39
 BEEFMASTER X 4665

L BAR 2174
 BROUSSARD 0/3918
 L BAR 0422
 L BAR 1410
 CAIN 418
 WHISKEY RIVER 105
 WHISKEY RIVER 423

RFI EPD		EFFICIENCY \$ INDEX	
0.43		108.64	
START WDA	ADG	END WDA	CURRENT WT
89%	138%	96%	1579

EXPECTED PROGENY DIFFERENCES						ULTRASOUND EPDS				INDEXES		
	CED	BW	WW	YW	MILK	TM	SC	REA	%IMF	RIB FAT	\$T	\$M
EPD	1.6	0.8	39	67	4	23	0.8	0.55	-0.1	-0.04	113.78	16.10
% RANKING			7	5		29	11	9		3	5	37
		BW	WW	YW				REA	%IMF	RIB FAT	RUMP FAT	
RATIO			97	101				106	96	108	73	
CONTEMP			15	9				9	9	9	9	
ADJ. TRAIT			459	989				13.07	2.62	0.28	0.33	

37

FRENZEL ROCKING F BAR

ID: 6908 BBU# C1080122 10/16/2016
 COLOR: BROWN



** LOGAN 62M27

VFF MR 42-4

QUASAR 991
 JEZABELLE 62J8
 HICKORY DICKORY DOC 1473/7
 VAUGHN FAMILY FARMS 72-0
 VFF HONEY GIRL 43/8
 FOUNDATION BEEFMASTERS 5096

RFI EPD		EFFICIENCY \$ INDEX	
0.19		96.11	
START WDA	ADG	END WDA	CURRENT WT
98%	69%	93%	1220

FRENZEL BROS 105-5

FRENZEL 8111

FOUNDATION BEEFMASTERS 1276
 JOE A. FESTERVAN 0051

EXPECTED PROGENY DIFFERENCES						ULTRASOUND EPDS				INDEXES		
	CED	BW	WW	YW	MILK	TM	SC	REA	%IMF	RIB FAT	\$T	\$M
EPD	2.6	0.7	32	47	9	24	0.6	0.34	0.1	-0.03	80.68	23.47
% RANKING			19	35		24	23	31	16	31	33	12
	BW	WW	YW					REA	%IMF	RIB FAT	RUMP FAT	
RATIO	103	101	91					87	91	83	74	
CONTEMP	9	11	4					4	4	4	4	
ADJ. TRAIT	78	647	1028					10.38	2.6	0.25	0.29	

38

CHERRY GLEN RANCH

ID: 3486 BBU# C1071599 POLLED 09/27/2016
 COLOR: BLACK



LYSSY & SONS 100/32

FRENZEL 4203

** MAVERICK 17/557
 LYSSY & SONS 25/10
 FOUNDATION 712

RFI EPD		EFFICIENCY \$ INDEX	
-0.27		102.57	
START WDA	ADG	END WDA	CURRENT WT
98%	98%	98%	1339

FRENZEL 1210

BONFIRE 8038

CHERRY GLEN RANCH CG3123

FRENZEL 6119
 BLACK BAYOU 1071/3
 EMS AMAZING ACE 630
 CG EIGHTBALL 2377

EXPECTED PROGENY DIFFERENCES						ULTRASOUND EPDS				INDEXES		
	CED	BW	WW	YW	MILK	TM	SC	REA	%IMF	RIB FAT	\$T	\$M
EPD	6.4	-1.2	32	54	11	26	0.9	0.16	-0.1	-0.04	89.96	23.88
% RANKING		10	19	19	23	16	10			3	21	11
	BW	WW	YW					REA	%IMF	RIB FAT	RUMP FAT	
RATIO	102	103	96					90	99	52	82	
CONTEMP	10	10	10					10	10	10	10	
ADJ. TRAIT	80	738	1074					11.85	2.8	0.14	0.38	

CHERRY GLEN RANCH 2670

CHERRY GLEN RANCH 2227

39

AGEE BEEFMASTERS

ID: 669 BBU# C1086744 HORNS 10/07/2016
 COLOR: BRINDLE



** * L BAR 5502

DOUBLE L 7008

L BAR 2174
 BROUSSARD 0/3918
 L BAR 0422
 L BAR 1410
 FOUNDATION BEEFMASTERS 4248

RFI EPD		EFFICIENCY \$ INDEX	
START WDA	ADG	END WDA	CURRENT WT
108%	108%	107%	1545

L BAR 4431

FRENZEL 8120

LL MISS TEMPLETX 118

FRENZEL 6119
 * FOUNDATION BEEFMASTERS 5222

EXPECTED PROGENY DIFFERENCES						ULTRASOUND EPDS				INDEXES		
	CED	BW	WW	YW	MILK	TM	SC	REA	%IMF	RIB FAT	\$T	\$M
EPD	3.2	-0.3	38	61	7	27	0.8	0.58	0.0	-0.04	103.33	24.19
% RANKING		25	8	10		16	11	8	48	3	10	11
	BW	WW	YW					REA	%IMF	RIB FAT	RUMP FAT	
RATIO		101	102					97	102	105	99	
CONTEMP		2	2					2	2	2	2	
ADJ. TRAIT		690	1233					13.15	3.11	0.4	0.5	

LL MISS COLORADO 924

FOUNDATION BEEFMASTERS 1579

40

F BAR



ID: 6601 BBU# C1080266 09/21/2016
 COLOR: RED

LYSSY 112/458 112/458

** MAVERICK 17/557

*SPEAR RANCHES 9020

** MISS TABASCO 929/4

GENE'S CLASSIC CORNER 67-03

HILLTOP RANCH 665-0

DUNKIN FARMS 9-057

FOUNDATION BEEFMASTERS 7532

FOUNDATION BEEFMASTERS 1526

FOUNDATION BEEFMASTERS 7019

FOUNDATION BEEFMASTERS 1625

FRENZEL 934

* F BAR 5117

* FAITH 1223-6

RFI EPD		EFFICIENCY \$ INDEX										
0.33		104.04										
START WDA	ADG	END WDA	CURRENT WT									
108%	76%	102%	1460									
EXPECTED PROGENY DIFFERENCES						ULTRASOUND EPDS				INDEXES		
	CED	BW	WW	YW	MILK	TM	SC	REA	%IMF	RIB FAT	\$T	\$M
EPD	2.0	0.2	31	52	11	27	0.4	0.41	0.0	-0.03	87.56	21.26
% RANKING		37	22	23	16	16	34	22			24	18
	BW	WW	YW					REA	%IMF	RIB FAT	RUMP FAT	
RATIO	88	102	96					93	89	84	65	
CONTEMP	21	18	8					8	8	8	8	
ADJ. TRAIT	92	642	1128					10.95	2.6	0.28	0.36	

41

FRENZEL



ID: 6609 BBU# C1080455 HORNS 10/03/2016
 COLOR: RED

LYSSY 112/458

** MAVERICK 17/557

*SPEAR RANCHES 9020

** MISS TABASCO 929/4

GENE'S CLASSIC CORNER 67-03

HILLTOP RANCH 665-0

DUNKIN FARMS 9-057

FOUNDATION BEEFMASTERS 1526

FOUNDATION BEEFMASTERS 4248

FOUNDATION BEEFMASTERS 6327

FOUNDATION BEEFMASTERS 1306

* FRENZEL 971

KENT MINDEMANN 920

KENT MINDEMANN 611

RFI EPD		EFFICIENCY \$ INDEX										
0.30		102.51										
START WDA	ADG	END WDA	CURRENT WT									
112%	101%	111%	1452									
EXPECTED PROGENY DIFFERENCES						ULTRASOUND EPDS				INDEXES		
	CED	BW	WW	YW	MILK	TM	SC	REA	%IMF	RIB FAT	\$T	\$M
EPD	2.3	0.7	34	56	14	31	0.6	0.62	0.2	-0.02	98.71	25.16
% RANKING		15	15	15	2	5	20	6	11		13	9
	BW	WW	YW					REA	%IMF	RIB FAT	RUMP FAT	
RATIO	97	100	100					100	100	100	100	
CONTEMP	9	1	1					1	1	1	1	
ADJ. TRAIT	81	586	1166					12.25	3.3	0.28	0.5	

42

F TWO CATTLE COMPANY



ID: 6807 BBU# C1081119 HORNS 09/27/2016
 COLOR: RED

BILL TRANUM 417

LASATER 8292

FOUNDATION BEEFMASTERS 5227

FOUNDATION BEEFMASTERS 1056

L BAR 1425

L BAR 7609

MISS 5502-3140N

FOUNDATION BEEFMASTERS 4248

FRENZEL 964

FRENZEL 421

FMC 2222

FOUNDATION BEEFMASTERS 7615

FOUNDATION BEEFMASTERS 1790

FOUNDATION BEEFMASTERS 2519

RFI EPD		EFFICIENCY \$ INDEX										
0.06		101.38										
START WDA	ADG	END WDA	CURRENT WT									
99%	98%	99%	1330									
EXPECTED PROGENY DIFFERENCES						ULTRASOUND EPDS				INDEXES		
	CED	BW	WW	YW	MILK	TM	SC	REA	%IMF	RIB FAT	\$T	\$M
EPD	2.8	0.4	26	49	11	24	0.2	0.34	0.2	-0.03	85.47	14.59
% RANKING		43	39	29	19	28		30	8		26	45
	BW	WW	YW					REA	%IMF	RIB FAT	RUMP FAT	
RATIO	99	100	100					100	100	100	100	
CONTEMP	4	1	1					1	1	1	1	
ADJ. TRAIT	76	607	1097					11.25	2.3	0.26	0.46	

43

WALLEN PRAIRIE RANCH

ID: 1694 BBU# C1077948 POLLED 09/16/2016
 COLOR: RED BROWN



** L2 CAPTAIN SUGAR 12/02
 ** CF SUGAR BRITCHES 040
WPR'S GUNNER 1413
 ** LASATER BEEFMASTER 3670
 CF DR. LOVE 414
CLARK JONES 1302
 MISS CJ 10108
 ** OASIS 655
 FOUNDATION BEEFMASTERS 8351
 FOUNDATION BEEFMASTERS 5026
 ** SPARTACUS 86/653
 CF SEX PISTOL 818
 CJ'S OPEN RANGE 7081
 MISS CJ 254

RFI EPD		EFFICIENCY \$ INDEX										
-0.04		98.91										
START WDA	ADG	END WDA	CURRENT WT									
107%	77%	102%	1336									
EXPECTED PROGENY DIFFERENCES				ULTRASOUND EPDS				INDEXES				
	CED	BW	WW	YW	MILK	TM	SC	REA	%IMF	RIB FAT	\$T	\$M
EPD	3.4	-0.4	16	33	6	14	0.5	0.03	0.0	-0.03	55.83	8.46
% RANKING		24					28					
	BW	WW	YW				REA	%IMF	RIB FAT	RUMP FAT		
RATIO		99	85	88			103	104	120	117		
CONTEMP		3	7	3			2	2	2	2		
ADJ. TRAIT		71	680	1127			13.64	2.8	0.42	0.67		

44

BUENA SUERTE RANCH

ID: 54/7 BBU# C1085659 HORNS 11/14/2016
 COLOR: BLACK



FOUNDATION BEEFMASTERS 9612
 LASATER BEEFMASTER 3705
ROCKY CREEK 9092/8
 FOUNDATION BEEFMASTERS 5730
 FOUNDATION BEEFMASTERS 5276
 ** L2 CAPTAIN SUGAR 12/02
 CAPTAIN RED SUGAR 15/08
EBONY 28/1
 C & G CATTLE COL CG 938
 RED DIVA 92/99
 GALBRAITH BROS. 558
 SCARLET BEAUTY 134

RFI EPD		EFFICIENCY \$ INDEX										
-0.52		102.95										
START WDA	ADG	END WDA	CURRENT WT									
84%	93%	86%	1143									
EXPECTED PROGENY DIFFERENCES				ULTRASOUND EPDS				INDEXES				
	CED	BW	WW	YW	MILK	TM	SC	REA	%IMF	RIB FAT	\$T	\$M
EPD	2.7	1.3	27	44	9	22	0.5	0.34	0.2	-0.02	77.43	17.09
% RANKING			34	41	46	35	29	30	11		38	33
	BW	WW	YW				REA	%IMF	RIB FAT	RUMP FAT		
RATIO			117	94			85	102	89	96		
CONTEMP			5	5			5	5	5	5		
ADJ. TRAIT			664	944			9.71	3.6	0.31	0.44		

45

LAIRMORE

ID: 660 BBU# C1077870 HORNS 09/04/2016
 COLOR: DARK RED



** * L BAR 5502
DOUBLE L 7008
 L BAR 4431
 COTTAGE FARM 501
CAIN 081A
 CAIN 081Y2
 L BAR 2174
 BROUSSARD 0/3918
 L BAR 0422
 L BAR 1410
 ** INFINITY 120/96
 ** OASIS 655
 RELIANT 8178
 CCC MISS CATALYST 3081W2

RFI EPD		EFFICIENCY \$ INDEX										
-0.12		107.91										
START WDA	ADG	END WDA	CURRENT WT									
101%	100%	101%	1456									
EXPECTED PROGENY DIFFERENCES				ULTRASOUND EPDS				INDEXES				
	CED	BW	WW	YW	MILK	TM	SC	REA	%IMF	RIB FAT	\$T	\$M
EPD	1.3	1.0	44	72	3	25	0.8	0.47	0.0	-0.04	122.51	19.22
% RANKING			4	3		20	14	16	48	31	3	25
	BW	WW	YW				REA	%IMF	RIB FAT	RUMP FAT		
RATIO		100	103	99			93	100	65	108		
CONTEMP		3	6	6			6	6	6	6		
ADJ. TRAIT		83	654	1129			11.91	2.6	0.21	0.53		

46

CHERRY GLEN RANCH

ID: 3346 BBU# C1076388 HORNS 09/25/2016
 COLOR: DUN



FMC 4302

J & K 1001

M & M CATLE COMPANY 0714

** * TABASCO 3018K10

CHERRY GLEN RANCH C 2632

* CHERRY GLEN RANCH 2017

SIMON CREEK 5/34

SIMON CREEK 317

L BAR 5549

L BAR 9203

** RED TIGER 9075

JUNGLE SPICE 786

TORO ROJO 1944

BEEFOR 35/3

RFI EPD		EFFICIENCY \$ INDEX										
-0.20		103.18										
START WDA	ADG	END WDA	CURRENT WT									
95%	94%	95%	1395									
EXPECTED PROGENY DIFFERENCES				ULTRASOUND EPDS				INDEXES				
	CED	BW	WW	YW	MILK	TM	SC	REA	%IMF	RIB FAT	\$T	\$M
EPD	5.4	-1.1	25	44	10	23	0.6	0.60	0.0	-0.04	75.19	19.75
% RANKING		12	39	41	26	32	25	7	48	31	41	23
		BW	WW	YW				REA	%IMF	RIB FAT	RUMP FAT	
RATIO			100	100				100	100	100	100	
CONTEMP			1	1				1	1	1	1	
ADJ. TRAIT			654	1040				13.59	3.5	0.21	0.46	

47

LAIRMORE

ID: 662 BBU# C1079315 HORNS 09/18/2016
 COLOR: DARK RED



KID ROCK 4218

LYSSY & SONS 100/32

FRENZEL 1202

FRENZEL 8120

LL MISS TEMPLETX 342

L BAR 4431

** MAVERICK 17/557

LYSSY & SONS 25/10

FOUNDATION BEEFMASTERS 5036

FRENZEL 8118

FOUNDATION BEEFMASTERS 4248

FRENZEL 6119

L BAR 0422

L BAR 1410

RFI EPD		EFFICIENCY \$ INDEX										
-0.46		111.78										
START WDA	ADG	END WDA	CURRENT WT									
104%	137%	110%	1575									
EXPECTED PROGENY DIFFERENCES				ULTRASOUND EPDS				INDEXES				
	CED	BW	WW	YW	MILK	TM	SC	REA	%IMF	RIB FAT	\$T	\$M
EPD	4.2	-0.7	43	61	13	34	1.3	0.36	-0.1	-0.04	102.46	37.23
% RANKING		17	5	9	5	3	2	28		31	10	1
		BW	WW	YW				REA	%IMF	RIB FAT	RUMP FAT	
RATIO		102	111	105				105	112	109	96	
CONTEMP		3	6	6				6	6	6	6	
ADJ. TRAIT		79	701	1198				13.46	2.9	0.35	0.47	

48

LAIRMORE

ID: 665 BBU# C1077868 HORNS 09/23/2016
 COLOR: DUN



DOUBLE L 7008

** * L BAR 5502

L BAR 4431

FRENZEL 8120

LL MISS TEMPLETX 336

* MISS COLORADO 611

L BAR 2174

BROUSSARD 0/3918

L BAR 0422

L BAR 1410

FOUNDATION BEEFMASTERS 4248

FRENZEL 6119

FOUNDATION BEEFMASTERS 9627

MISS MANDATE006

RFI EPD		EFFICIENCY \$ INDEX										
0.27		99.82										
START WDA	ADG	END WDA	CURRENT WT									
105%	101%	104%	1350									
EXPECTED PROGENY DIFFERENCES				ULTRASOUND EPDS				INDEXES				
	CED	BW	WW	YW	MILK	TM	SC	REA	%IMF	RIB FAT	\$T	\$M
EPD	2.1	0.2	40	64	9	29	1.0	0.66	-0.1	-0.04	108.77	25.73
% RANKING		38	7	7	46	9	5	4		31	7	8
		BW	WW	YW				REA	%IMF	RIB FAT	RUMP FAT	
RATIO		94	102	103				105	100	134	100	
CONTEMP		3	6	6				6	6	6	6	
ADJ. TRAIT		85	643	1180				13.43	2.6	0.43	0.49	

49

F & M CATTLE CO.

ID: 6719 BBU# C1080260 10/23/2016
 COLOR: RED

MULTIPLE

* L BAR 0324

THE KING 318

FRENZEL 3129

KING 9172

KING 957

KING 372

CARGILE 4172

RFI EPD		EFFICIENCY \$ INDEX						ULTRASOUND EPDS				INDEXES			
0.05		101.20						REAR	%IMF	RIB FAT	\$T	\$M			
START WDA	ADG	END WDA	CURRENT WT	EXPECTED PROGENY DIFFERENCES											
100%	100%	100%	1389	CED	BW	WW	YW	MILK	TM	SC	REA	%IMF	RIB FAT	\$T	\$M
				5.9	-1.5	17	31	6	15	0.5	0.35	0.1	-0.03	54.41	13.44
				% RANKING	7					31	28	24			
					BW	WW	YW			REA	%IMF	RIB FAT	RUMP FAT		
				RATIO	109	98	100			109	113	107	107		
				CONTEMP	21	18	8			8	8	8	8		
				ADJ. TRAIT	74	619	1185			12.78	3.29	0.36	0.59		

50

FRENZEL ROCKING F BAR

ID: 6618 BBU# C1080116 10/07/2016
 COLOR: RED

VFF MR 42-4

QUASAR 991

** LOGAN 62M27

JEZABELLE 62J8

HICKORY DICKORY DOC 1473/7

VAUGHN FAMILY FARMS 72-0

VFF HONEY GIRL 43/8

MULTIPLE

FRENZEL BROS 719-7

MULTIPLE

FOUNDATION BEEFMASTERS 8069

FOUNDATION BEEFMASTERS 6307

RFI EPD		EFFICIENCY \$ INDEX						ULTRASOUND EPDS				INDEXES			
-0.01		100.67						REAR	%IMF	RIB FAT	\$T	\$M			
START WDA	ADG	END WDA	CURRENT WT	EXPECTED PROGENY DIFFERENCES											
109%	84%	105%	1340	CED	BW	WW	YW	MILK	TM	SC	REA	%IMF	RIB FAT	\$T	\$M
				4.4	-0.6	26	38	8	21	0.5	0.46	0.3	-0.02	68.77	21.87
				% RANKING	20	36			44	28	16	3			16
					BW	WW	YW			REA	%IMF	RIB FAT	RUMP FAT		
				RATIO	100	107	104			113	112	93	118		
				CONTEMP	9	11	4			4	4	4	4		
				ADJ. TRAIT	80	684	1172			13.42	3.2	0.28	0.46		

51

WHISKEY RIVER

ID: 642 BBU# C1075079 07/06/2016
 COLOR: RED

VINSON 949

C CROSS C011

BUSTER 672

BUSTER 152

CAIN 418

VINSON 742

VIOLETA RANCH 9-188

** *L BAR 5502

DOUGLAS 7008

L BAR 4431


WHISKEY RIVER 19

CJ'S BANDELERO 960

BLACK BEAUTY 38P

** NATURAL APPEAL 328

RFI EPD		EFFICIENCY \$ INDEX						ULTRASOUND EPDS				INDEXES			
-0.24		105.10						REAR	%IMF	RIB FAT	\$T	\$M			
START WDA	ADG	END WDA	CURRENT WT	EXPECTED PROGENY DIFFERENCES											
85%	123%	90%		CED	BW	WW	YW	MILK	TM	SC	REA	%IMF	RIB FAT	\$T	\$M
				2.5	1.1	44	41	6	10	1.1	1.3	-0.1	-0.04	124.87	21.82
				% RANKING	4	3			10	5	11		3	3	16
					BW	WW	YW			REA	%IMF	RIB FAT	RUMP FAT		
				RATIO		99	100			100	100	100	100		
				CONTEMP		7	1			1	1	1	1		
				ADJ. TRAIT		410	906			9.43	2.72	0.15	0.47		



52

CHERRY GLEN RANCH

ID: 2876 BBU# C1071595 HORNS 09/03/2016
 COLOR: RED



FRENZEL 4203

LYSSY & SONS 100/32

** MAVERICK 17/557

LYSSY & SONS 25/10

FOUNDATION 712

FRENZEL 1210

FRENZEL 6119

MIDAS 42/5

MIDAS LEGACY 949/5

** LADY LEGACY 338/12

COLLIER FARMS 284/8

SEVEN-C ANDERSON CATTLE 007

COLLIER FARMS 281/6

BUENO CREEK 9/0

RFI EPD		EFFICIENCY \$ INDEX										
0.06		106.08										
START WDA	ADG	END WDA	CURRENT WT									
103%	113%	105%	1465									
EXPECTED PROGENY DIFFERENCES					ULTRASOUND EPDS					INDEXES		
	CED	BW	WW	YW	MILK	TM	SC	REA	%IMF	RIB FAT	\$T	\$M
EPD	1.8	0.6	28	45	10	24	0.8	0.09	-0.1	-0.04	75.33	20.10
% RANKING		48	30	38	37	29	12			3	41	22
	BW	WW	YW					REA	%IMF	RIB FAT	RUMP FAT	
RATIO	78	101	106					93	99	100	108	
CONTEMP	10	10	10					10	10	10	10	
ADJ. TRAIT	99	722	1182					12.24	2.8	0.27	0.5	

53

GENTRY FAMILY FARMS

ID: 1602 BBU# C1074811 SCURS 06/01/2016
 COLOR: RED



TOP GUN 1321

SMITH & WESSON 43-09

BULLET PROOF 864

MARISSA 22/7

FOUNDATION BEEFMASTERS 8351

** LASATER BEEFMASTER 3670

FOUNDATION BEEFMASTERS 5026

** WPR'S THE TOTAL PACKAGE 7595

YR'S TOTAL IMPACT 1066

** WPR'S BABY'S GOT BACK 0717

GFF'S VANNA WHITE 44

CF DREAM CATCHER 914

CAIN 329Z

CAIN 329

RFI EPD		EFFICIENCY \$ INDEX										
0.21		99.70										
START WDA	ADG	END WDA	CURRENT WT									
90%	84%	89%	1540									
EXPECTED PROGENY DIFFERENCES					ULTRASOUND EPDS					INDEXES		
	CED	BW	WW	YW	MILK	TM	SC	REA	%IMF	RIB FAT	\$T	\$M
EPD	2.2	1.1	38	63	12	31	1.0	0.01	-0.2	-0.04	104.03	25.22
% RANKING			9	8	8	5	6			31	9	9
	BW	WW	YW					REA	%IMF	RIB FAT	RUMP FAT	
RATIO	100	105	100					97	82	72	112	
CONTEMP	1	5	3					3	3	3	3	
ADJ. TRAIT	72	686	1047					12.87	2.52	0.31	0.77	

54

DOUBLE T RANCH

ID: 39/6 BBU# C1081354 HORNS 11/01/2016
 COLOR: RED



CF DREAM CATCHER 914

** L2 CAPTAIN SUGAR 12/02

** INFINITY 120/96

** SUGAR ANN 45/6

** CAVALIER 19/5

** OASIS 655

** SEX LIFE 388

CLARK JONES FARMS 721

CJ'S SOUL MAN 168

SOULMANS MOMMA 928

STOCK - N - GIRL 7084

TIGER SUGAR 64/91

SILK STOCKINGS 293H11

** FARRAH LADY 2/92

RFI EPD		EFFICIENCY \$ INDEX										
-0.08		104.88										
START WDA	ADG	END WDA	CURRENT WT									
111%	102%	110%	1485									
EXPECTED PROGENY DIFFERENCES					ULTRASOUND EPDS					INDEXES		
	CED	BW	WW	YW	MILK	TM	SC	REA	%IMF	RIB FAT	\$T	\$M
EPD	0.5	1.6	27	55	6	19	0.4	0.16	-0.1	-0.04	91.21	6.73
% RANKING			33	17			39			31	20	
	BW	WW	YW					REA	%IMF	RIB FAT	RUMP FAT	
RATIO	100	100	100					100	100	100	100	
CONTEMP	1	1	1					1	1	1	1	
ADJ. TRAIT	75	667	1218					10.65	3.41	0.48	0.5	

55

GENTRY FAMILY FARMS

ID: 1606 BBU# C1074808 SCURS 06/14/2016
 COLOR: RED



TOP GUN 1321

SMITH & WESSON 43-09

BULLET PROOF 864

MARISSA 22/7

FOUNDATION BEEFMASTERS 8351

** LASATER BEEFMASTER 3670

FOUNDATION BEEFMASTERS 5026
 L BAR 2320

L BAR 7301

* CARGILE 8182

WPR'S BEEFCAKE 1047

BUTTERCUP 9516

LA ESPERANZA 4447 FOUNDATION

FOUNDATION BEEFMASTERS 9613

RFI EPD		EFFICIENCY \$ INDEX		EXPECTED PROGENY DIFFERENCES				ULTRASOUND EPDS				INDEXES													
-0.43		105.58		CED	BW	WW	YW	MILK	TM	SC	REA	%IMF	RIB FAT	\$T	\$M										
START WDA		ADG		END WDA		CURRENT WT																			
99%		97%		98%		1570																			
EPD		0.8		1.8		29		12		26		1.0		0.44		0.0		-0.04		93.29		16.21			
% RANKING						26		17		12		18		7		19				3		18		37	
RATIO				BW		WW		YW		REA		%IMF		RIB FAT		RUMP FAT									
CONTEMP				97		101		104						105		121		95		70					
ADJ. TRAIT				4		5		3						3		3		3		3					
				76		662		1095						13.97		3.72		0.41		0.48					

56

WHISKEY RIVER

ID: 648 BBU# C1075067 06/11/2016
 COLOR: RED STAR FACE



DOUBLE L 7008

** * L BAR 5502

L BAR 2174

BROUSSARD 0/3918

L BAR 4431

L BAR 0422

L BAR 1410

CAIN 418

WHISKEY RIVER 864

WHISKEY RIVER 2/19

WHISKEY RIVER 105

WHISKEY RIVER 423

WHISKEY RIVER 52

BEEFMASTER X 4551

RFI EPD		EFFICIENCY \$ INDEX		EXPECTED PROGENY DIFFERENCES				ULTRASOUND EPDS				INDEXES													
-0.17		107.65		CED	BW	WW	YW	MILK	TM	SC	REA	%IMF	RIB FAT	\$T	\$M										
START WDA		ADG		END WDA		CURRENT WT																			
88%		124%		92%		1564																			
EPD		1.6		0.7		38		66		5		24		0.8		0.51		-0.1		-0.04		111.23		17.20	
% RANKING						8		6		26		12		12				3		6		33			
RATIO				BW		WW		YW		REA		%IMF		RIB FAT		RUMP FAT									
CONTEMP				99		100						98		100		73		88							
ADJ. TRAIT				15		9						9		9		9		9							
				472		983						11.98		2.72		0.19		0.4							

57

WHISKEY RIVER

ID: 605 BBU# C1075097 06/16/2016
 COLOR: RED



LL MR TEMPLETX 108

FRENZEL 8120

FOUNDATION BEEFMASTERS 4248

FRENZEL 6119

* FOUNDATION BEEFMASTERS 5222

LL MISS COLORADO 919

* SPEAR RANCHES 2064

CAIN 418

WHISKEY RIVER 864

WHISKEY RIVER 458

WHISKEY RIVER 105

WHISKEY RIVER 423

WHISKEY RIVER 24

BEEFMASTER X 4143

RFI EPD		EFFICIENCY \$ INDEX		EXPECTED PROGENY DIFFERENCES				ULTRASOUND EPDS				INDEXES															
-0.25		104.05		CED	BW	WW	YW	MILK	TM	SC	REA	%IMF	RIB FAT	\$T	\$M												
START WDA		ADG		END WDA		CURRENT WT																					
85%		120%		89%		1475																					
EPD		2.7		0.5		32		53		10		26		0.7		0.28		0.0		-0.03		91.11		21.45			
% RANKING						47		18		20		26		16		18		39		37		31		20		17	
RATIO				BW		WW		YW		REA		%IMF		RIB FAT		RUMP FAT											
CONTEMP				103		99						102		96		138		113									
ADJ. TRAIT				15		9						9		9		9		9									
				487		977						12.51		2.62		0.36		0.51									

58

FRENZEL

ID: 6804 BBU# C1080433 HORNS 10/11/2016
 COLOR: RED



VFF AB MR 14207

AB MISTER FUSION AB10204
 AB LUCEYTOWN AB12113

** FUSION 578/3
 BEAUTY COMPANY AB08209
 C J'S MOTOWN 412
 INFINITE LUCEY 9/07
 BULLET PROOF 864

SWB BALLISTIC 91-10

BLACK STACI 420
 L BAR 6190

FRENZEL 4802

FRENZEL 0109

FRENZEL 8110

RFI EPD		EFFICIENCY \$ INDEX										
0.03		103.61										
START WDA	ADG	END WDA	CURRENT WT									
97%	99%	98%	1315									
EXPECTED PROGENY DIFFERENCES				ULTRASOUND EPDS				INDEXES				
	CED	BW	WW	YW	MILK	TM	SC	REA	%IMF	RIB FAT	\$T	\$M
EPD	3.3	0.0	36	59	10	28	0.6	0.06	0.0	-0.03	100.46	23.44
% RANKING		33	11	11	38	12	21			31	12	12
	BW	WW	YW					REA	%IMF	RIB FAT	RUMP FAT	
RATIO	95	108	100					100	100	100	100	
CONTEMP	5	2	1					1	1	1	1	
ADJ. TRAIT	83	656	1128					12.72	3.1	0.27	0.53	

59

KREGER

ID: 332/6 BBU# C1081175 HORNS 10/19/2016
 COLOR: RED



PRODIGY L2 161/13

SUGAR JACK 66/10
 SWEET BEAUTY 408

L2 CAPTAIN JACK 43/07
 FARRAH'S LEGEND 36/05
 ** RED SUGAR 104/93
 ** OASIS 655
 ** PAINTED WARRIOR 0026

** PAINTED TIGER 3-390

AUBURN LADY 2836/7

L2 MAIDEN LADY 154/00

** DUNKIN FARMS 1-126
 ** SYNERGY 84/95
 ** INFINITE LADY 79/98

RFI EPD		EFFICIENCY \$ INDEX										
0.13		103.12										
START WDA	ADG	END WDA	CURRENT WT									
103%	119%	106%	1450									
EXPECTED PROGENY DIFFERENCES				ULTRASOUND EPDS				INDEXES				
	CED	BW	WW	YW	MILK	TM	SC	REA	%IMF	RIB FAT	\$T	\$M
EPD	1.3	1.4	24	40	9	21	0.2	-0.22	-0.2	-0.04	65.04	14.59
% RANKING			46		46	45				31		45
	BW	WW	YW					REA	%IMF	RIB FAT	RUMP FAT	
RATIO	100	114	104					106	92	101	86	
CONTEMP	4	4	2					2	2	2	2	
ADJ. TRAIT	77	811	1145					10.33	1.81	0.37	0.35	

60

DOUBLE T RANCH

ID: 7/6 BBU# C1081342 POLLED 11/01/2016
 COLOR: RED



TT ICONIC RED 204

** VISION 905 905/7
 SHOCK & AWE 927

** LOGAN 62M27 LE C883222 DNA 32222
 ** PENELOPE 293J11
 ** CF SUGAR BRITCHES 040
 ** POLLED LADY 8308
 ** L2 CAPTAIN SUGAR 12/02

** CF SUGAR BRITCHES 040

TT ULTIMA 457

FLIRTATIOUS 03-7

** OASIS 655
 ** BLACK JACK 21
 JEZABELLE 62J8

RFI EPD		EFFICIENCY \$ INDEX										
-0.47		103.34										
START WDA	ADG	END WDA	CURRENT WT									
100%	82%	97%	1220									
EXPECTED PROGENY DIFFERENCES				ULTRASOUND EPDS				INDEXES				
	CED	BW	WW	YW	MILK	TM	SC	REA	%IMF	RIB FAT	\$T	\$M
EPD	0.2	2.1	26	43	6	18	0.2	0.12	0.1	-0.02	73.67	11.17
% RANKING			39	46					27		44	
	BW	WW	YW					REA	%IMF	RIB FAT	RUMP FAT	
RATIO	100	107	106					114	102	72	74	
CONTEMP	1	3	2					2	2	2	2	
ADJ. TRAIT	80	748	1122					12.33	3.11	0.21	0.33	

61

ROCKING A

ID: 631 BBU# C1079381 HORNS 09/19/2016
 COLOR: RED



LASATER 7261
CAPTAIN 417 LH C1050196
 ROCKING A 03
 FOUNDATION BEEFMASTERS 5226
ROCKING A 041
 ROCKING A 630

LASATER BEEFMASTER 3512
 FOUNDATION BEEFMASTERS 2759
 FOUNDATION BEEFMASTERS 5226
 ROCKING A 903
 FOUNDATION BEEFMASTERS 1526
 FOUNDATION BEEFMASTERS 8260
 REACTION OF 956 729 253
 ROCKING A 903

RFI EPD		EFFICIENCY \$ INDEX										
-0.01		101.82										
START WDA	ADG	END WDA	CURRENT WT									
95%	113%	98%	1424									
EXPECTED PROGENY DIFFERENCES						ULTRASOUND EPDS				INDEXES		
	CED	BW	WW	YW	MILK	TM	SC	REA	%IMF	RIB FAT	\$T	\$M
EPD	2.9	0.7	31	55	12	28	0.6	0.47	0.0	-0.03	95.01	20.36
% RANKING			20	16	8	12	23	15	37	31	16	21
	BW	WW	YW	REA	%IMF	RIB FAT	RUMP FAT					
RATIO		107	100		100	100	100					
CONTEMP		5	1		1	1	1					
ADJ. TRAIT		667	1110		12.53	2.8	0.35	0.5				

62

4W BEEFMASTERS

ID: 671 BBU# C1083241 HORNS 08/17/2016
 COLOR: RED STAR FACE



FOUNDATION 712
FRENZEL 1225
 FRENZEL 8127
 FRENZEL 3116
MARK AND LEESA BLAU ML 761
 MARK AND LEESA BLAU 922

L BAR 1473
 * FRENZEL 1212
 FOUNDATION BEEFMASTERS 4248
 FRENZEL 614
 * L BAR 0324
 FRENZEL 1226-3
 CHEROKEE RENEGADE 399/5
 CASEY 1-108

RFI EPD		EFFICIENCY \$ INDEX										
0.31		99.00										
START WDA	ADG	END WDA	CURRENT WT									
98%	104%	99%	1489									
EXPECTED PROGENY DIFFERENCES						ULTRASOUND EPDS				INDEXES		
	CED	BW	WW	YW	MILK	TM	SC	REA	%IMF	RIB FAT	\$T	\$M
EPD	3.3	0.4	27	45	13	26	0.4	0.50	-0.2	-0.05	74.61	21.48
% RANKING		44	32	38	5	17	35	13		3	42	17
	BW	WW	YW	REA	%IMF	RIB FAT	RUMP FAT					
RATIO		103	99	113				127	96	113	130	
CONTEMP		2	2	2				2	2	2	2	
ADJ. TRAIT		76	676	1114				14.7	2.51	0.26	0.46	

63

ZERKLE

ID: Z 6618 BBU# C1083162 HORNS 12/14/2016
 COLOR: RED



BULLET PROOF 864
SWB GUNSTOCK 61/13
 LIKE A DIAMOND 739
 JOERIS 8000
FRENZEL 3618
 FRENZEL 0111

CJ'S BANDELERO 960
 ** OASIS 655
 ACE IN THE HOLE 70/3
 THE DUCHESS 8-055
 GUNSLINGER 08/01
 JOERIS 3549
 L BAR 6190
 FRENZEL 8130

RFI EPD		EFFICIENCY \$ INDEX										
0.42		99.13										
START WDA	ADG	END WDA	CURRENT WT									
107%	97%	106%	1240									
EXPECTED PROGENY DIFFERENCES						ULTRASOUND EPDS				INDEXES		
	CED	BW	WW	YW	MILK	TM	SC	REA	%IMF	RIB FAT	\$T	\$M
EPD	0.5	1.6	28	42	11	25	0.5	0.31	0.0	-0.04	71.39	21.31
% RANKING			31	48	13	21	33	33	48	31	48	18
	BW	WW	YW	REA	%IMF	RIB FAT	RUMP FAT					
RATIO		100	105	108				110	95	84	121	
CONTEMP		1	7	4				4	4	4	4	
ADJ. TRAIT		87	622	1166				12.71	3.4	0.26	0.54	

64

KREGER

ID: 304/6 BBU# C1080621 HORNS 11/16/2016

COLOR: RED MOTTLE UNDERLINE



JK OKLAHOMAN 130/2

** SYNERGY 84/95

AVA 778

** CAVALIER 19/5

JK HONEY COMB 91/2

JK WILD HONEY 47/2

** RED SUGAR 104/93

** PRISSY LADY 117/93

** CAVALIER 19/5

** SEX LIFE 388

** SPARTACUS 86/653

** LAZY M 1-5/5

** PAINTED TIGER 3-390

ACHTUNG 215

RFI EPD	EFFICIENCY \$ INDEX
-0.09	99.27

START WDA	ADG	END WDA	CURRENT WT
93%	86%	92%	1095

EXPECTED PROGENY DIFFERENCES						ULTRASOUND EPDS				INDEXES		
	CED	BW	WW	YW	MILK	TM	SC	REA	%IMF	RIB FAT	\$T	\$M
EPD	1.2	1.5	9	20	8	12	-0.4	-0.38	-0.1	-0.04	31.80	4.09
% RANKING										31		
	BW	WW	YW					REA	%IMF	RIB FAT	RUMP FAT	
RATIO	101	92	95					96	116	100	121	
CONTEMP	3	3	3					3	3	3	3	
ADJ. TRAIT	78	547	1007					9.36	3.2	0.26	0.52	

65

LAIRMORE

ID: 663 BBU# C1077866 POLLED 09/18/2016

COLOR: RED MOTTLE FACE



DOUBLE L 7008

** * L BAR 5502

L BAR 4431

IMHOFF BEEFMASTERS 14/0

CHRIS IMHOFF 414

CHRIS IMHOFF 5/5

L BAR 2174

BROUSSARD 0/3918

L BAR 0422

L BAR 1410

FOUNDATION BEEFMASTERS 4307

C.R.I.B. CREEK 779

PAYETTE RIVER RANCH 2437

BUSTER 088

RFI EPD	EFFICIENCY \$ INDEX
0.37	100.88

START WDA	ADG	END WDA	CURRENT WT
85%	86%	86%	1300

EXPECTED PROGENY DIFFERENCES						ULTRASOUND EPDS				INDEXES		
	CED	BW	WW	YW	MILK	TM	SC	REA	%IMF	RIB FAT	\$T	\$M
EPD	2.5	-0.1	25	46	5	17	0.4	0.47	-0.1	-0.04	77.47	11.15
% RANKING		30	39	35			39	15		31	38	
	BW	WW	YW					REA	%IMF	RIB FAT	RUMP FAT	
RATIO	100	83	87					83	92	99	100	
CONTEMP	3	6	6					6	6	6	6	
ADJ. TRAIT	83	528	1000					10.68	2.4	0.32	0.49	

66

F & M CATTLE CO.

ID: 6720 BBU# C1080261 10/28/2016

COLOR: RED



LL MR DOUBLE L 421

DOUBLE L 7008

*LL MISS COLORADO 024

JOERIS 8000

F & M CATTLE CO. 3304

WAYNE KING 848

** * L BAR 5502

L BAR 4431

* FOUNDATION BEEFMASTERS 5222

* MISS CATALYST 717

GUNSLINGER 08/01

JOERIS 3549

MARK AND LEESA BLAU 589

KING 1048

RFI EPD	EFFICIENCY \$ INDEX
-0.01	105.22

START WDA	ADG	END WDA	CURRENT WT
109%	122%	113%	1440

EXPECTED PROGENY DIFFERENCES						ULTRASOUND EPDS				INDEXES		
	CED	BW	WW	YW	MILK	TM	SC	REA	%IMF	RIB FAT	\$T	\$M
EPD	5.1	-0.6	39	63	9	28	1.1	0.50	0.0	-0.04	107.92	25.77
% RANKING		19	8	8		12	4	13	34	31	8	8
	BW	WW	YW					REA	%IMF	RIB FAT	RUMP FAT	
RATIO	101	106	104					111	109	104	109	
CONTEMP	21	18	8					8	8	8	8	
ADJ. TRAIT	81	664	1231					13	3.19	0.35	0.6	

67

DBL D BAR

ID: 1661 BBU# C1078314 HORNS 09/09/2016
 COLOR: RED



D'VINCI 803

* MARK AND LEESA BLAU 592
 ** *WALKER 015

FOUNDATIOON BEEFMASTERS 1673
 *MARK AND LEESA BLAU 337
 ROCKER RANCH 531
 ** WALKER 726
 L BAR 8485
 L BAR 9131
 BRADLEY'S CIRCLE J 66/3
 BRYAN RANCH 100/3

DBL D BAR 1110

SIDDONS 226

RFI EPD	EFFICIENCY \$ INDEX
-0.56	110.54

START WDA	ADG	END WDA	CURRENT WT
105%	140%	111%	1490

EXPECTED PROGENY DIFFERENCES						ULTRASOUND EPDS				INDEXES		
	CED	BW	WW	YW	MILK	TM	SC	REA	%IMF	RIB FAT	\$T	\$M
EPD	1.2	1.4	34	55	11	28	0.6	0.44	0.0	-0.04	93.43	21.85
% RANKING			15	17	16	12	25	19	43	3	18	16
	BW	WW	YW	REA	%IMF	RIB FAT	RUMP FAT					
RATIO	102	115	101	106	110	102	103					
CONTEMP	8	8	2	2	2	2	2					
ADJ. TRAIT	79	593	1183	14.77	2.8	0.27	0.38					

68

ZERKLE

ID: Z 6808 BBU# C1083310 HORNS 12/08/2016
 COLOR: RED



DON-KEL'S 1914

WPR'S MR PERFORMANCE 1167
 WPR'S 1015
 FOUNDATION 712
 FRENZEL 1808 1808 LH C1017740
 HILLTOP RANCH 969-7
 ** WPR'S THE TOTAL PACKAGE 7595
 ** WPR'S LUCY 0608
 L BAR 7301
 ** WPR'S LUCY 0608
 L BAR 1473
 * FRENZEL 1212
 *** CLASSIC COTTON 89/135

RFI EPD	EFFICIENCY \$ INDEX
-0.19	98.19

START WDA	ADG	END WDA	CURRENT WT
96%	100%	98%	1175

EXPECTED PROGENY DIFFERENCES						ULTRASOUND EPDS				INDEXES		
	CED	BW	WW	YW	MILK	TM	SC	REA	%IMF	RIB FAT	\$T	\$M
EPD	1.1	1.2	21	45	11	21	0.1	-0.06	-0.2	-0.04	74.03	8.57
% RANKING			39	18	43					31	43	
	BW	WW	YW	REA	%IMF	RIB FAT	RUMP FAT					
RATIO	97	94	97	103	95	110	72					
CONTEMP	8	7	4	4	4	4	4					
ADJ. TRAIT	80	558	1043	11.94	3.4	0.34	0.32					

69

PINE SPRINGS RANCH

ID: 655 BBU# C1077923 HORNS 08/23/2016
 COLOR: RED



VINSON FIREBALL 267

LASATER 8242
 FIVE V BEEFMASTERS 933
 DOUBLE L 7008
 WHISKEY RIVER 120
 SPEAR RANCHES SR6060
 FOUNDATION BEEFMASTERS 5227
 FOUNDATION BEEFMASTERS 2537
 BUSTER 672
 VINSON 737
 ** * L BAR 5502
 L BAR 4431
 ESPERANCE 377
 SPEAR RANCHES 1028

RFI EPD	EFFICIENCY \$ INDEX
-0.33	102.01

START WDA	ADG	END WDA	CURRENT WT
83%	80%	83%	1278

EXPECTED PROGENY DIFFERENCES						ULTRASOUND EPDS				INDEXES		
	CED	BW	WW	YW	MILK	TM	SC	REA	%IMF	RIB FAT	\$T	\$M
EPD	4.9	0.1	38	60	7	25	1.0	0.66	0.1	-0.03	103.56	22.79
% RANKING		35	9	10	21	7	4	24	31	10	14	
	BW	WW	YW	REA	%IMF	RIB FAT	RUMP FAT					
RATIO	109	100	100	100	100	100	100					
CONTEMP	2	2	1	1	1	1	1					
ADJ. TRAIT	70	559	946	10.81	3.21	0.24	0.45					

70

GARDNER FARMS

ID: 26 BBU# C1080762 HORNS 10/10/2016
 COLOR: RED



TT ICONIC RED 204

** VISION 905 905/7

SHOCK & AWE 927

** BLACK JACK 21

** MOULTRIE MEADOWS MM612

H R 72L

** LOGAN 62M27

** PENELOPE 293J11

** CF SUGAR BRITCHES 040

** POLLED LADY 8308

** BLACK MAGIC 120/97

MISS SCARLET USA 8-1

** POLLED MANDATE 404/5

BABY SUGAR 62/5

RFI EPD		EFFICIENCY \$ INDEX										
-0.03		104.10										
START WDA	ADG	END WDA	CURRENT WT									
110%	105%	109%	1500									
EXPECTED PROGENY DIFFERENCES						ULTRASOUND EPDS				INDEXES		
	CED	BW	WW	YW	MILK	TM	SC	REA	%IMF	RIB FAT	\$T	\$M
EPD	2.8	0.6	21	36	6	17	0.2	0.01	0.1	-0.03	62.43	11.17
% RANKING		50							20			
	BW	WW	YW					REA	%IMF	RIB FAT	RUMP FAT	
RATIO	102	104	105					101	100	125	104	
CONTEMP	2	2	2					2	2	2	2	
ADJ. TRAIT	70	639	1201					11.57	3.41	0.43	0.47	

71

CHERRY GLEN RANCH

ID: 2546 BBU# C1071596 HORNS 08/29/2016
 COLOR: RED



FRENZEL 4203

LYSSY & SONS 100/32

FRENZEL 1210

KON... 2406

* CHERRY GLEN RANCH 1816

CHERRY GLEN RANCH 1813

** MAVERICK 17/557

LYSSY & SONS 25/10

FOUNDATION 712

FRENZEL 6119

BONANZA 386

PAYETTE RIVER RANCH 0131

TOMLINSON T105 812

TOMLINSON 2128

RFI EPD		EFFICIENCY \$ INDEX										
0.16		98.42										
START WDA	ADG	END WDA	CURRENT WT									
105%	90%	103%										
EXPECTED PROGENY DIFFERENCES						ULTRASOUND EPDS				INDEXES		
	CED	BW	WW	YW	MILK	TM	SC	REA	%IMF	RIB FAT	\$T	\$M
EPD	5.3	-0.2	36	61	11	20	0.8	0.07	0.0	-0.04	104.58	23.28
% RANKING		27	12	9	20	10	12	26	48	31	9	13
	BW	WW	YW					REA	%IMF	RIB FAT	RUMP FAT	
RATIO	101	107	101					100	89	119	95	
CONTEMP	10	10	10					10	10	10	10	
ADJ. TRAIT	81	764	1129					13.16	2.51	0.32	0.44	

72

KREGER

ID: 308/6 BBU# C1080637 HORNS 10/02/2016
 COLOR: LIGHT RED



JK PERFORMANCE MODEL 20/1

CHRK GENESIS 1500T

JK ACHTUNG MODEL 18/3

JK CENTENNIAL 1/0

JK KIOWA 18/2

KREGER JK 9/9

BLACK BAYOU 1071/3

** CHRK MISS REBA 1194/5

** POLLED MANDATE 404/5

ACHTUNG 215

** SPARTACUS 86/653

ACHTUNG 215

PISTOL PETE 1201/5 LE C923164

JK POLLED MANDARIN 11/9

RFI EPD		EFFICIENCY \$ INDEX										
0.32		98.14										
START WDA	ADG	END WDA	CURRENT WT									
96%	88%	95%	1273									
EXPECTED PROGENY DIFFERENCES						ULTRASOUND EPDS				INDEXES		
	CED	BW	WW	YW	MILK	TM	SC	REA	%IMF	RIB FAT	\$T	\$M
EPD	3.8	-0.1	24	43	10	22	0.4	0.22	0.1	-0.04	73.43	16.30
% RANKING		29	46	45	34	40	38	46	32	31	44	37
	BW	WW	YW					REA	%IMF	RIB FAT	RUMP FAT	
RATIO	108	103	94					100	109	91	104	
CONTEMP	6	5	4					4	4	4	4	
ADJ. TRAIT	71	639	1010					10.83	3.11	0.24	0.39	

73

AGEE BEEFMASTERS

ID: 645 BBU# C1086741 HORNS 11/07/2016
 COLOR: RED MOTTLE FACE

** * L BAR 5502
 DOUBLE L 7008
 L BAR 4431
 CAIN 418
 WHISKEY RIVER 784
 MULTIPLE
 FOUNDATION BEEFMASTERS 4024
 FOUNDATION BEEFMASTERS 2031
 FOUNDATION BEEFMASTERS 7615

WHISKEY RIVER 220

BUSTER 844

WHISKEY RIVER 884

BUSTER 574

FOUNDATION BEEFMASTERS 6729

RFI EPD	EFFICIENCY \$ INDEX

START WDA	ADG	END WDA	CURRENT WT
121%	142%	125%	1485

EXPECTED PROGENY DIFFERENCES						ULTRASOUND EPDS				INDEXES		
	CED	BW	WW	YW	MILK	TM	SC	REA	%IMF	RIB FAT	\$T	\$M
EPD	3.4	0.1	38	60	11	30	1.0	0.51	0.1	-0.03	104.14	27.02
% RANKING		34	9	10	20	8	5	12	20		9	7
	BW	WW	YW	REA	%IMF	RIB FAT	RUMP FAT					
RATIO		99	110		103	99	95	95				
CONTEMP		2	2		2	2	2	2				
ADJ. TRAIT		704	1389		14.31	3.41	0.41	0.56				

74

WHISKEY RIVER

ID: 622 BBU# C1075257 POLLED 06/15/2016
 COLOR: RED

FOUNDATION BEEFMASTERS 5227
 FOUNDATION BEEFMASTERS 2537
 CATALYST 729
 FOUNDATION BEEFMASTERS 1029
 CAIN 418
 WHISKEY RIVER 105
 WHISKEY RIVER 423
 BEEFMASTER X 4143

FIRE POWER 265

WHISKEY RIVER 319

LASATER 8242

VINSON 838

WHISKEY RIVER 864

WHISKEY RIVER 24

RFI EPD	EFFICIENCY \$ INDEX
-0.16	101.53

START WDA	ADG	END WDA	CURRENT WT
90%	115%	93%	1713

EXPECTED PROGENY DIFFERENCES						ULTRASOUND EPDS				INDEXES		
	CED	BW	WW	YW	MILK	TM	SC	REA	%IMF	RIB FAT	\$T	\$M
EPD	2.1	2.3	47	73	10	34	1.0	0.47	0.1	-0.04	125.22	27.75
% RANKING		3	3	3	28	3	7	15	29	31	3	6
	BW	WW	YW	REA	%IMF	RIB FAT	RUMP FAT					
RATIO		130	103		95	126	173	130				
CONTEMP		15	9		9	9	9	9				
ADJ. TRAIT		617	1015		11.68	3.42	0.45	0.59				

75

SACKET BEEFMASTERS

ID: 6607 BBU# C1084445 HORNS 12/03/2016
 COLOR: RED

CJ'S BANDELERO 960
 ** OASIS 655
 ACE IN THE HOLE 70/3
 THE DUCHESS 8-055
 POLLED FUSION 999/7
 SHE'S A LEGACY 426/8
 FRENZEL 313
 FRENZEL 4121

SWB GUNSTOCK 61/13

FRENZEL 3607

BULLET PROOF 864

LIKE A DIAMOND 739

COLLIER FARMS CF 518/0

FRENZEL 6116

RFI EPD	EFFICIENCY \$ INDEX
0.13	101.48

START WDA	ADG	END WDA	CURRENT WT
95%	88%	94%	1172

EXPECTED PROGENY DIFFERENCES						ULTRASOUND EPDS				INDEXES		
	CED	BW	WW	YW	MILK	TM	SC	REA	%IMF	RIB FAT	\$T	\$M
EPD	3.6	0.2	21	35	10	21	0.4	0.07	-0.1	-0.03	58.34	16.97
% RANKING		39			30	48	35			31		34
	BW	WW	YW	REA	%IMF	RIB FAT	RUMP FAT					
RATIO		100	99	100	100	100	100	100				
CONTEMP		2	2	1	1	1	1	1				
ADJ. TRAIT		76	621	1070	12.09	3	0.31	0.54				

76

ZERKLE

ID: Z 6342 BBU# C1083159 HORNS 10/28/2016
 COLOR: RED



** FUSION 578/3
COLLIER FARM CF 420/2
 COLLIER FARMS CF 126/0
 JOERIS 8000
F & M CATTLE CO. 3342
 KING 6039

** * TABASCO 3018K10
 ** PHANTOM'S DIAMOND 119/9
 ** LOGAN 62M27
 ** SEVEN-C ANDERSON CATTLE 450
 GUNSLINGER 08/01
 JOERIS 3549
 THE KING 318
 * KING 239

RFI EPD		EFFICIENCY \$ INDEX	
0.21		97.25	
START WDA	ADG	END WDA	CURRENT WT
102%	90%	100%	1360

EXPECTED PROGENY DIFFERENCES						ULTRASOUND EPDS				INDEXES		
	CED	BW	WW	YW	MILK	TM	SC	REA	%IMF	RIB FAT	\$T	\$M
EPD	4.3	-0.4	21	38	11	22	0.4	0.09	0.1	-0.03	66.12	16.86
% RANKING		24			15	40	39		15	31		34
		BW	WW	YW				REA	%IMF	RIB FAT	RUMP FAT	
RATIO		102	103	102				102	106	87	72	
CONTEMP		8	7	4				4	4	4	4	
ADJ. TRAIT		76	607	1096				11.72	3.81	0.27	0.32	

77

DOUBLE T RANCH

ID: 30/6 BBU# C1081341 HORNS 11/09/2016
 COLOR: RED



BONFIRE 8038
EMS FIRE HOUSE 261
 EMS STYLISH JEZZY 849
 ** BLACK JACK 21
FLIRTATIOUS 03-7
 JEZABELLE 62J8

BLACK BAYOU 1071/3
 EMS AMAZING ACE 630
 BLACK CAVALIER 19/4
 JEZABELLE 62J8
 ** BLACK MAGIC 120/97
 MISS SCARLET USA 8-1
 ** RED SUGAR 104/93
 ** MISS JUDY 6/91

RFI EPD		EFFICIENCY \$ INDEX	
0.19		99.98	
START WDA	ADG	END WDA	CURRENT WT
110%	89%	107%	1230

EXPECTED PROGENY DIFFERENCES						ULTRASOUND EPDS				INDEXES		
	CED	BW	WW	YW	MILK	TM	SC	REA	%IMF	RIB FAT	\$T	\$M
EPD	2.9	0.6	24	40	7	19	0.3	0.12	0.1	-0.02	68.90	14.44
% RANKING		49	46						24			46
		BW	WW	YW				REA	%IMF	RIB FAT	RUMP FAT	
RATIO		100	100	100				100	100	100	100	
CONTEMP		1	1	1				1	1	1	1	
ADJ. TRAIT		67	681	1162				13	1.71	0.36	0.47	

78

DOUBLE T RANCH

ID: 15/6 BBU# C1081337 HORNS 12/12/2016
 COLOR: RED



** CF SUGAR BRITCHES 040
TIGER BRITCHES 1306
 RED TIGER LADY 94/06
 ** INFINITY 120/96
HONEY DEW 933
 ** SERENITY 771

** L2 CAPTAIN SUGAR 12/02
 ** OASIS 655
 ** PAINTED TIGER 3-390
 DREAMLADY IN RED 7-192
 ** RED SUGAR 104/93
 ** VANNA 5660
 ** BLACK JACK 21
 MISS CHEROKEE ANNA 4/5

RFI EPD		EFFICIENCY \$ INDEX	
0.55		102.62	
START WDA	ADG	END WDA	CURRENT WT
90%	90%	91%	1050

EXPECTED PROGENY DIFFERENCES						ULTRASOUND EPDS				INDEXES		
	CED	BW	WW	YW	MILK	TM	SC	REA	%IMF	RIB FAT	\$T	\$M
EPD	2.5	0.9	18	35	8	17	0.0	-0.16	-0.1	-0.03	57.35	8.62
% RANKING												
		BW	WW	YW				REA	%IMF	RIB FAT	RUMP FAT	
RATIO		99	99	94				86	98	128	126	
CONTEMP		4	3	2				2	2	2	2	
ADJ. TRAIT		71	689	986				9.35	3	0.37	0.56	

79

ROGER AND CINDY HOLDEN

ID: R16179 BBU# C1081081 POLLED 09/16/2016
 COLOR: RED LIGHT MOTTLE FACE MOTTLE UNDERLINE



BUSTER 362

RH 1210

BUSTER 260
 BUSTER 955
 IMHOFF BEEFMASTERS 3/9
 RAINWATER CR 325
 BUSTER 017
 BUSTER 076
 FOUNDATION BEEFMASTERS 5021
 BUSTER 431
 BUSTER 618
 IMHOFF BEEFMASTERS 1/6
 CR FLOYD JR 34
 MARY LEE 2/37

RFI EPD		EFFICIENCY \$ INDEX										
0.50		93.72										
START WDA	ADG	END WDA	CURRENT WT									
101%	79%	98%	1384									
EXPECTED PROGENY DIFFERENCES						ULTRASOUND EPDS				INDEXES		
	CED	BW	WW	YW	MILK	TM	SC	REA	%IMF	RIB FAT	\$T	\$M
EPD	3.2	0.1	27	50	8	21	0.6	0.65	-0.1	-0.04	84.87	13.33
% RANKING		35	34	25		45	25	5		31	27	
	BW	WW	YW					REA	%IMF	RIB FAT	RUMP FAT	
RATIO		97	104	99				103	93	108	101	
CONTEMP		17	18	2				2	2	2	2	
ADJ. TRAIT		65	652	1095				14.38	2.6	0.5	0.51	

80

WHISKEY RIVER

ID: 620 BBU# C1075050 07/04/2016
 COLOR: RED



VINSON FIREBALL 267

WHISKEY RIVER 10

LASATER 8242
 FIVE V BEEFMASTERS 933
 DOUBLE L 7008
 WHISKEY RIVER 341
 FOUNDATION BEEFMASTERS 5227
 FOUNDATION BEEFMASTERS 2537
 BUSTER 672
 VINSON 737
 ** *L BAR 5502
 L BAR 4431
 BLACK LABEL 94-429
 WHISKEY RIVER 56

RFI EPD		EFFICIENCY \$ INDEX										
-0.31		101.82										
START WDA	ADG	END WDA	CURRENT WT									
97%	134%	102%	1662									
EXPECTED PROGENY DIFFERENCES						ULTRASOUND EPDS				INDEXES		
	CED	BW	WW	YW	MILK	TM	SC	REA	%IMF	RIB FAT	\$T	\$M
EPD	1.5	2.8	56	83	8	36	1.4	0.80	0.1	-0.04	143.07	32.56
% RANKING			1	1		2	1	2	32	31	1	3
	BW	WW	YW					REA	%IMF	RIB FAT	RUMP FAT	
RATIO			133	100				100	100	100	100	
CONTEMP			11	1				1	1	1	1	
ADJ. TRAIT			594	1067				14.87	2.92	0.26	0.43	

81

GENTRY FAMILY FARMS

ID: 1607 BBU# C1074809 SCURS 06/18/2016
 COLOR: RED



TOP GUN 1321

CAIN 329Z

SMITH & WESSON 43-09
 ** LASATER BEEFMASTER 3670
 CF DREAM CATCHER 914
 CAIN 329
 BULLET PROOF 864
 MARISSA 22/7
 FOUNDATION BEEFMASTERS 8351
 FOUNDATION BEEFMASTERS 5026
 ** L2 CAPTAIN SUGAR 12/02
 ** OASIS 655
 CATALYST 729
 FRENZEL 4120

RFI EPD		EFFICIENCY \$ INDEX										
0.28		101.98										
START WDA	ADG	END WDA	CURRENT WT									
91%	90%	90%	1530									
EXPECTED PROGENY DIFFERENCES						ULTRASOUND EPDS				INDEXES		
	CED	BW	WW	YW	MILK	TM	SC	REA	%IMF	RIB FAT	\$T	\$M
EPD	1.3	1.8	30	57	12	27	0.5	0.16	-0.2	-0.04	94.48	15.28
% RANKING			25	14	8	14	27			31	17	41
	BW	WW	YW					REA	%IMF	RIB FAT	RUMP FAT	
RATIO		100	106	96				98	98	134	118	
CONTEMP		4	5	3				3	3	3	3	
ADJ. TRAIT		73	693	1005				12.99	3.02	0.58	0.81	

82

J & T FARM

ID: JT/3416 BBU# C1086628 HORNS 10/01/2016
 COLOR: RED



JT TRUE GRIT 563

** L2 CAPTAIN SUGAR 12/02

** INFINITY 120/96

** SUGAR ANN 45/6

** CAVALIER 19/5

** SEX LIFE 388

** INFINITY 120/96

** OASIS 655

FULL THROTTLE 172

** OASIS 655

J & T FARM JT 813

CJ MONEYMAKER 707

J & T FARM 810

DUNKIN'S FOUR D 3234

RFI EPD		EFFICIENCY \$ INDEX										
-0.20		107.18										
START WDA	ADG	END WDA	CURRENT WT									
107%	97%	105%	1420									
EXPECTED PROGENY DIFFERENCES						ULTRASOUND EPDS				INDEXES		
	CED	BW	WW	YW	MILK	TM	SC	REA	%IMF	RIB FAT	\$T	\$M
EPD	3.0	0.1	26	46	6	19	0.3	-0.12	0.1	-0.02	78.44	13.43
% RANKING		35	36	37			47		32		36	
		BW	WW	YW				REA	%IMF	RIB FAT	RUMP FAT	
RATIO		100	92	101				101	129	100	102	
CONTEMP		1	5	2				2	2	2	2	
ADJ. TRAIT		65	606	1183				11.28	3.31	0.2	0.44	

83

KREGER

ID: 310/6 BBU# C1080634 HORNS 10/02/2016
 COLOR: RED STAR FACE



JK OKLAHOMAN 130/2

** SYNERGY 84/95 LH C615710 DNA 183A

** RED SUGAR 104/93

** PRISSY LADY 117/93

** CAVALIER 19/5

** SEX LIFE 388

** L2 CAPTAIN SUGAR 12/02

AVA 778

CF DIRECTION CATCHER 914

** OASIS 655

CF RIGHT DIRECTION 873

JK STAR CATCHER 100/2

FUTURE DIRECTION 188

CF PLAYMATE 807

RFI EPD		EFFICIENCY \$ INDEX										
0.16		103.29										
START WDA	ADG	END WDA	CURRENT WT									
105%	103%	104%										
EXPECTED PROGENY DIFFERENCES						ULTRASOUND EPDS				INDEXES		
	CED	BW	WW	YW	MILK	TM	SC	REA	%IMF	RIB FAT	\$T	\$M
EPD	0.6	2.2	17	35	5	14	-0.2	0.31	0.0	-0.03	58.03	3.19
% RANKING										31		
		BW	WW	YW				REA	%IMF	RIB FAT	RUMP FAT	
RATIO		101	98	106				97	88	72	91	
CONTEMP		6	5	4				4	4	4	4	
ADJ. TRAIT		77	609	1136				10.5	2.51	0.19	0.34	

84

AGEE BEEFMASTERS

ID: 664 BBU# C1086743 HORNS 10/08/2016
 COLOR: DUN



WHISKEY RIVER 220

DOUBLE L 7008

*** L BAR 5502

L BAR 4431

CAIN 418

WHISKEY RIVER 884

WHISKEY RIVER 784

MULTIPLE

TA 1506

MULTIPLE

FOUNDATION BEEFMASTERS 2561

FOUNDATION BEEFMASTERS 8260

RFI EPD		EFFICIENCY \$ INDEX										
START WDA	ADG	END WDA	CURRENT WT									
102%	129%	106%	1420									
EXPECTED PROGENY DIFFERENCES						ULTRASOUND EPDS				INDEXES		
	CED	BW	WW	YW	MILK	TM	SC	REA	%IMF	RIB FAT	\$T	\$M
EPD	4.3	-0.7	29	50	8	23	0.7	0.45	0.1	-0.02	86.11	19.69
% RANKING		18	25	27		33	14	18	21		25	23
		BW	WW	YW				REA	%IMF	RIB FAT	RUMP FAT	
RATIO			99	98				103	98	95	101	
CONTEMP			2	2				2	2	2	2	
ADJ. TRAIT			672	1178				13.95	3.01	0.36	0.51	

85

DAVID HARGIS

ID: 665 BBU# C1086374 HORNS 09/23/2016
 COLOR: RED MOTTLE FACE



BUSTER 677
MARK AND LEESA BLAU 058
 MAR K AND LEESA BLAU ML 757
 SALT CREEK BEEFMASTERS 8/75
DAVID HARGIS 818
 DAVID HARGIS 224

FRENZEL ROCKING F BAR 921-2
 BUSTER 025
 FRENZEL 3116
 BLAU 122
 FOUNDATION BEEFMASTERS 1306
 SALT CREEK BEEFMASTERS 5/87
 SALT CREEK BEEFMASTERS 2/46
 DAVID HARGIS 061

RFI EPD		EFFICIENCY \$ INDEX										
-0.06		100.56										
START WDA	ADG	END WDA	CURRENT WT									
93%	107%	96%	1418									
EXPECTED PROGENY DIFFERENCES						ULTRASOUND EPDS				INDEXES		
	CED	BW	WW	YW	MILK	TM	SC	REA	%IMF	RIB FAT	\$T	\$M
EPD	3.9	-0.9	22	39	13	24	0.3	0.31	0.0	-0.03	66.54	18.99
% RANKING		15			5	29	47	35		31		26
	BW	WW	YW					REA	%IMF	RIB FAT	RUMP FAT	
RATIO	100	100	100					100	100	100	100	
CONTEMP	1	1	1					1	1	1	1	
ADJ. TRAIT	60	571	1114					11.72	3.4	0.16	0.35	

86

ROGER AND CINDY HOLDEN

ID: R16182 BBU# C1081077 SCURS 09/17/2016
 COLOR: RED DARK MOTTLE UNDERLINE



Z BONANZA 506
CAIN 613A
 CAINS MS 4-35CSY 613X
 COUNTRY TROOPER II 10-8
CHASTAIN FARMS 17-2
 JASMINE 4-5

** CF SUGAR BRITCHES 040
 COTTAGE FARM 175
 CASEY 4-35
 CASEY 6-13
 COUNTRY TROUPER 378/3
 CHASTAIN FARMS 58/5
 MAGICS SHADOW 950
 RED LADY 1015

RFI EPD		EFFICIENCY \$ INDEX										
-0.52		109.34										
START WDA	ADG	END WDA	CURRENT WT									
91%	110%	95%	1289									
EXPECTED PROGENY DIFFERENCES						ULTRASOUND EPDS				INDEXES		
	CED	BW	WW	YW	MILK	TM	SC	REA	%IMF	RIB FAT	\$T	\$M
EPD	4.7	-0.3	25	41	7	19	0.3	0.35	0.1	-0.03	72.02	15.69
% RANKING		27	43	50			45	30	18		47	39
	BW	WW	YW					REA	%IMF	RIB FAT	RUMP FAT	
RATIO	113	109	101					97	107	92	99	
CONTEMP	17	18	2					2	2	2	2	
ADJ. TRAIT	55	680	1114					13.41	3	0.43	0.5	

87

DBL D BAR

ID: 1656 BBU# C1078311 HORNS 08/31/2016
 COLOR: RED



CASEY 4-51
D' COLLINI 1117
 *BOSWELL 307
 ANGELO 239/05
DBL D BAR 951
 **DBL D BAR 087/07

CASEY 0-20
 CASEY 8-81
 KENT MINDEMANN 532
 * BOSWELL 604
 ** *L BAR 5502
 RANLY 3225
 THE DUKE 269
 WILLIAM J. EVERSON 140/7

RFI EPD		EFFICIENCY \$ INDEX										
0.61		92.83										
START WDA	ADG	END WDA	CURRENT WT									
104%	103%	104%	1486									
EXPECTED PROGENY DIFFERENCES						ULTRASOUND EPDS				INDEXES		
	CED	BW	WW	YW	MILK	TM	SC	REA	%IMF	RIB FAT	\$T	\$M
EPD	1.8	1.7	40	62	11	31	0.7	0.57	0.0	-0.03	104.86	25.71
% RANKING		7	9	23	6	16	9			9	8	
	BW	WW	YW					REA	%IMF	RIB FAT	RUMP FAT	
RATIO	100	116	99					94	90	98	97	
CONTEMP	2	8	2					2	2	2	2	
ADJ. TRAIT	87	598	1157					13.07	2.31	0.26	0.36	

88

F & M CATTLE CO.

ID: 6701 BBU# C1080475 09/23/2016
 COLOR: RED



DOUBLE L 7008
 LL MR DOUBLE L 421
 *LL MISS COLORADO 024

** *L BAR 5502
 L BAR 4431
 * FOUNDATION BEEFMASTERS 5222
 * MISS CATALYST 717
 L BAR 2320

FRENZEL ROCKING F BAR 910-5

M & M CATTLE COMPANY 0717

FRENZEL ROCKING F BAR 102-9
 LAUREATE 5039

KENT MINDEMANN 130

KENT MINDEMANN 930

RFI EPD		EFFICIENCY \$ INDEX										
-0.05		95.81										
START WDA	ADG	END WDA	CURRENT WT									
100%	81%	97%	1281									
EXPECTED PROGENY DIFFERENCES				ULTRASOUND EPDS				INDEXES				
	CED	BW	WW	YW	MILK	TM	SC	REA	%IMF	RIB FAT	\$T	\$M
EPD	4.8	-0.9	34	57	9	26	0.9	0.48	0.1	-0.03	97.77	23.83
% RANKING		15	14	14	44	16	10	14	32	31	14	12
	BW	WW	YW					REA	%IMF	RIB FAT	RUMP FAT	
RATIO	109	99	91					99	106	101	115	
CONTEMP	21	18	8					8	8	8	8	
ADJ. TRAIT	74	625	1071					11.57	3.1	0.34	0.63	

89

CHERRY GLEN RANCH

ID: 2866 BBU# C1071591 HORNS 09/21/2016
 COLOR: RED



J & K 1001
 FMC 4302
 M & M CATLE COMPANY 0714

SIMON CREEK 5/34
 SIMON CREEK 317
 L BAR 5549
 L BAR 9203
 VINTAGE 919

TORO ROJO 1944

PAYETTE RIVER RANCH 2759

CG PEACHES 1682
 NIGHT HAWK 1369
 TIGRESS 4/544

LIL' TIGRESS PR 5831

RFI EPD		EFFICIENCY \$ INDEX										
-0.48		105.87										
START WDA	ADG	END WDA	CURRENT WT									
103%	107%	104%	1464									
EXPECTED PROGENY DIFFERENCES				ULTRASOUND EPDS				INDEXES				
	CED	BW	WW	YW	MILK	TM	SC	REA	%IMF	RIB FAT	\$T	\$M
EPD	8.4	-2.9	17	34	9	17	0.3	0.62	0.1	-0.02	60.15	14.39
% RANKING		1			44		47	6	20			46
	BW	WW	YW					REA	%IMF	RIB FAT	RUMP FAT	
RATIO	105	102	104					102	92	82	82	
CONTEMP	10	10	10					10	10	10	10	
ADJ. TRAIT	77	731	1165					13.33	2.6	0.22	0.38	

90

CHERRY GLEN RANCH

ID: 3546 BBU# C1068914 HORNS 08/27/2016
 COLOR: RED



DWIGHT RAMPLEY 404
 SCHNEIDER 0481
 FRENZEL 4115

NOTHINS BETTER 000
 DWIGHT RAMPLEY 273
 KENT MINDEMANN 823
 FRENZEL 5111LH C697365
 ** WPR'S THE TOTAL PACKAGE 7595

WPR'S 1254

CHERRY GLEN RANCH 2544

WPR'S BLING 1026
 KONA PR2406
 CHERRY GLEN RANCH 1813

* CHERRY GLEN RANCH 2096

RFI EPD		EFFICIENCY \$ INDEX										
0.67		93.31										
START WDA	ADG	END WDA	CURRENT WT									
92%	89%	92%	1425									
EXPECTED PROGENY DIFFERENCES				ULTRASOUND EPDS				INDEXES				
	CED	BW	WW	YW	MILK	TM	SC	REA	%IMF	RIB FAT	\$T	\$M
EPD	3.1	-0.5	29	56	9	24	0.2	0.82	0.3	0.00	100.06	15.05
% RANKING		21	26	16	45	28		2	3		12	42
	BW	WW	YW					REA	%IMF	RIB FAT	RUMP FAT	
RATIO	103	92	97					98	89	89	131	
CONTEMP	2	10	10					10	10	10	10	
ADJ. TRAIT	91	661	1081					12.79	2.51	0.24	0.61	

91

J & T FARM

ID: JT/904 BBU# C1086630 HORNS 10/18/2016
 COLOR: RED



L BAR 7499
 L BAR 7430
 MULTIPLE
 L BAR 1467
 ** SPARTACUS 86/653
 ** CAVALIER 19/5
 ** LAZY M 1-5/5
 ** SYNERGY 84/95
 ** VANNA 2000 45/00
 L BAR 0422
 ** WPR'S THE TOTAL PACKAGE 7595
 *L BAR 3420
 WITCHY WOMAN 43/01

RFI EPD		EFFICIENCY \$ INDEX										
0.38		93.26										
START WDA	ADG	END WDA	CURRENT WT									
97%	87%	95%	1275									
EXPECTED PROGENY DIFFERENCES						ULTRASOUND EPDS				INDEXES		
	CED	BW	WW	YW	MILK	TM	SC	REA	%IMF	RIB FAT	\$T	\$M
EPD	3.9	-0.9	37	61	11	29	0.6	0.11	0.0	-0.02	104.09	25.67
% RANKING		14	10	9	18	8	19		40		9	8
	BW	WW	YW					REA	%IMF	RIB FAT	RUMP FAT	
RATIO	107	96	92					100	95	84	88	
CONTEMP	8	2	2					2	2	2	2	
ADJ. TRAIT	77	583	1062					11.11	1.81	0.24	0.39	

92

DOUBLE T RANCH

ID: 4/6 BBU# C1072826 POLLED 07/08/2016
 COLOR: RED



BONFIRE 8038
 EMS FIRE HOUSE 261
 EMS STYLISH JEZZY 849
 ** L2 CAPTAIN SUGAR 12/02
 COUNTRY SWEET 139
 ** POLLED LADY 8308
 BLACK BAYOU 1071/3
 EMS AMAZING ACE 630
 BLACK CAVALIER 19/4
 JEZABELLE 62J8
 ** INFINITY 120/96
 ** SUGAR ANN 45/6
 POLLED MEDALLION 303/5
 ** PRISSY LADY 117/93

RFI EPD		EFFICIENCY \$ INDEX										
0.08		101.34										
START WDA	ADG	END WDA	CURRENT WT									
91%	79%	89%	1459									
EXPECTED PROGENY DIFFERENCES						ULTRASOUND EPDS				INDEXES		
	CED	BW	WW	YW	MILK	TM	SC	REA	%IMF	RIB FAT	\$T	\$M
EPD	2.9	0.4	21	36	8	18	0.1	0.15	0.0	-0.03	59.94	13.31
% RANKING		43										
	BW	WW	YW					REA	%IMF	RIB FAT	RUMP FAT	
RATIO	102	99	95					101	98	84	86	
CONTEMP	2	2	2					2	2	2	2	
ADJ. TRAIT	80	615	996					11.86	2.82	0.28	0.44	

93

WALLEN PRAIRIE RANCH

ID: 6103 BBU# C1077941 HORNS 10/18/2016
 COLOR: DARK RED



L BAR 7499
 L BAR 7430
 MULTIPLE
 L BAR 1467
 ** BLACK MAGIC 120/97
 MY CHOICE 26
 FOUNDATION BEEFMASTERS 9016
 WALLEN 191
 L BAR 0422
 ** WPR'S THE TOTAL PACKAGE 7595
 *L BAR 3420
 AVIATOR 14/4
 *** WPR'S JUNK IN THE TRUNK 0726
 *** WPR'S LOLA 0503

RFI EPD		EFFICIENCY \$ INDEX										
0.25		97.40										
START WDA	ADG	END WDA	CURRENT WT									
129%	98%	124%										
EXPECTED PROGENY DIFFERENCES						ULTRASOUND EPDS				INDEXES		
	CED	BW	WW	YW	MILK	TM	SC	REA	%IMF	RIB FAT	\$T	\$M
EPD	3.6	-0.5	50	81	11	37	1.4	0.40	-0.1	-0.03	137.44	33.62
% RANKING		21	2	1	14	1	2	23		31	1	2
	BW	WW	YW					REA	%IMF	RIB FAT	RUMP FAT	
RATIO	97	105	108					97	96	80	83	
CONTEMP	3	7	3					2	2	2	2	
ADJ. TRAIT	73	842	1381					12.9	2.6	0.28	0.48	

94

KREGER

ID: 322/6 BBU# C1080624 HORNS 10/26/2016
 COLOR: RED



CHRK GENESIS 1500T
JK PERFORMANCE MODEL 20/1
 JK ACHTUNG MODEL 18/3
 ** SYNERGY 84/95
JK HONEY CLOUD 51/3
 JK WILD HONEY 47/2

BLACK BAYOU 1071/3
 ** CHRK MISS REBA 1194/5
 ** POLLED MANDATE 404/5
 ACHTUNG 215
 ** RED SUGAR 104/93
 ** PRISSY LADY 117/93
 ** PAINTED TIGER 3-390
 ACHTUNG 215

RFI EPD		EFFICIENCY \$ INDEX										
-0.39		105.63										
START WDA	ADG	END WDA	CURRENT WT									
93%	104%	95%	1270									
EXPECTED PROGENY DIFFERENCES				ULTRASOUND EPDS				INDEXES				
	CED	BW	WW	YW	MILK	TM	SC	REA	%IMF	RIB FAT	\$T	\$M
EPD	0.6	1.4	27	48	11	25	0.6	0.03	0.0	-0.03	81.68	17.07
% RANKING			32	30	18	24	24			31	31	33
	BW	WW	YW					REA	%IMF	RIB FAT	RUMP FAT	
RATIO	98	101	100					103	91	94	99	
CONTEMP	6	5	4					4	4	4	4	
ADJ. TRAIT	79	628	1069					11.16	2.61	0.25	0.37	

95

GARDNER FARMS

ID: 36 BBU# C1080763 POLLED 10/12/2016
 COLOR: RED



** VISION 905 905/7
TT ICONIC RED 204
 SHOCK & AWE 927
 ** BLACK JACK 21
**** MOULTRIE MEADOWS MM612**
 H R 72L

** LOGAN 62M27
 ** PENELOPE 293J11
 ** CF SUGAR BRITCHES 040
 ** POLLED LADY 8308
 ** BLACK MAGIC 120/97
 MISS SCARLET USA 8-1
 ** POLLED MANDATE 404/5
 BABY SUGAR 62/5

RFI EPD		EFFICIENCY \$ INDEX										
-0.06		101.24										
START WDA	ADG	END WDA	CURRENT WT									
99%	90%	97%	1280									
EXPECTED PROGENY DIFFERENCES				ULTRASOUND EPDS				INDEXES				
	CED	BW	WW	YW	MILK	TM	SC	REA	%IMF	RIB FAT	\$T	\$M
EPD	2.3	0.7	16	32	6	15	0.0	-0.03	0.1	-0.03	54.58	7.70
% RANKING									20			
	BW	WW	YW					REA	%IMF	RIB FAT	RUMP FAT	
RATIO	98	96	95					99	100	75	96	
CONTEMP	2	2	2					2	2	2	2	
ADJ. TRAIT	73	590	1093					11.29	3.41	0.26	0.43	

96

WHISKEY RIVER

ID: 601 BBU# C1075076 07/02/2016
 COLOR: RED



** * L BAR 5502
DOUBLE L 7008
 L BAR 4431
 WHISKEY RIVER 864
WHISKEY RIVER 2/4
 WHISKEY RIVER 24

L BAR 2174
 BROUSSARD 0/3918
 L BAR 0422
 L BAR 1410
 CAIN 418
 WHISKEY RIVER 105
 WHISKEY RIVER 423
 BEEFMASTER X 4143

RFI EPD		EFFICIENCY \$ INDEX										
0.83		100.93										
START WDA	ADG	END WDA	CURRENT WT									
87%	112%	90%										
EXPECTED PROGENY DIFFERENCES				ULTRASOUND EPDS				INDEXES				
	CED	BW	WW	YW	MILK	TM	SC	REA	%IMF	RIB FAT	\$T	\$M
EPD	1.6	0.8	41	48	5	19	1.0	0.03	-0.1	-0.04	115.17	19.76
% RANKING			6	5		19	6	11		31	5	23
	BW	WW	YW					REA	%IMF	RIB FAT	RUMP FAT	
RATIO		97	98					95	96	81	108	
CONTEMP		15	9					9	9	9	9	
ADJ. TRAIT		459	958					11.63	2.62	0.21	0.49	

OUT

97

BUENA SUERTE RANCH

ID: 51/7 BBU# C1085670 HORNS 10/02/2016

COLOR: RED STAR FACE



LASATER 9603

MABEL 15/3

LASATER BEEFMASTER 3512
 FOUNDATION BEEFMASTERS 5036
 LASATER BEEFMASTER 3506
 FOUNDATION BEEFMASTERS 7615
 FOUNDATION BEEFMASTERS 1790
 FOUNDATION BEEFMASTERS 2519
 SALT CREEK BEEFMASTERS 2/28
 SALT CREEK BEEFMASTERS 8/27
 SALT CREEK BEEFMASTERS 6/29
 HF'S NATURAL BIG MAN 10/9
 S15 MOLLY 1511

RFI EPD		EFFICIENCY \$ INDEX										
0.36	103.37											
START WDA	ADG	END WDA	CURRENT WT									
96%	103%	97%	1337									
EXPECTED PROGENY DIFFERENCES						ULTRASOUND EPDS				INDEXES		
	CED	BW	WW	YW	MILK	TM	SC	REA	%IMF	RIB FAT	\$T	\$M
EPD	5.0	-1.0	24	44	14	26	0.4	0.41	0.1	-0.03	76.67	20.59
% RANKING		13	46	42	2	18	38	21	16		39	20
		BW	WW	YW				REA	%IMF	RIB FAT	RUMP FAT	
RATIO			109	111				102	94	100	115	
CONTEMP			5	5				5	5	5	5	
ADJ. TRAIT			621	1110				11.58	3.31	0.35	0.53	

98

WALLEN PRAIRIE RANCH

ID: 1668 BBU# C1077133 HORNS 07/01/2016

COLOR: DARK RED



WPR'S RISING STAR 1412

WPR'S 1346

** L2 CAPTAIN SUGAR 12/02
 ** CF SUGAR BRITCHES 040
 ** OASIS 655
 FOUNDATION BEEFMASTERS 8351
 ** LASATER BEEFMASTER 3670
 FOUNDATION BEEFMASTERS 5026
 BLACK BAYOU 1071/3
 RED RYDER 8035
 EMS AMAZING ACE 630
 AVIATOR 14/4
 *** WPR'S JUNK IN THE TRUNK 0726
 *** WPR'S LOLA 0503

RFI EPD		EFFICIENCY \$ INDEX										
-0.05	108.48											
START WDA	ADG	END WDA	CURRENT WT									
110%	104%	108%	1705									
EXPECTED PROGENY DIFFERENCES						ULTRASOUND EPDS				INDEXES		
	CED	BW	WW	YW	MILK	TM	SC	REA	%IMF	RIB FAT	\$T	\$M
EPD	1.5	1.5	31	58	10	25	0.9	0.32	0.2	-0.03	101.51	16.09
% RANKING			20	13	34	20	8	32	6		11	37
		BW	WW	YW				REA	%IMF	RIB FAT	RUMP FAT	
RATIO			97	106				101	130	140	98	
CONTEMP			27	5				5	5	5	5	
ADJ. TRAIT			768	1224				13.5	4.12	0.43	0.39	

99

WALLEN PRAIRIE RANCH

ID: 1631 BBU# C1077155 SCURS 06/08/2016

COLOR: DARK RED MOTTLE FACE



WPR'S RYDIN EASY 1317

***** LA ESPERANZA 4385**

BLACK BAYOU 1071/3
 RED RYDER 8035
 EMS AMAZING ACE 630
 SURGEON 1354/6
 WPR'S NURSE POWERHOUSE 1022
 ** WPR'S MAXXINE 0806
 * LASATER 6129
 FOUNDATION BEEFMASTERS 0673
 FOUNDATION BEEFMASTERS 4293
 MULTIPLE
 FOUNDATION BEEFMASTERS 8017
 FOUNDATION BEEFMASTERS 6270

RFI EPD		EFFICIENCY \$ INDEX										
0.13	99.35											
START WDA	ADG	END WDA	CURRENT WT									
103%	80%	99%	1760									
EXPECTED PROGENY DIFFERENCES						ULTRASOUND EPDS				INDEXES		
	CED	BW	WW	YW	MILK	TM	SC	REA	%IMF	RIB FAT	\$T	\$M
EPD	1.8	1.0	31	57	13	29	0.4	0.49	0.1	-0.02	98.98	19.20
% RANKING			20	14	4	9	41	14	21		13	25
		BW	WW	YW				REA	%IMF	RIB FAT	RUMP FAT	
RATIO			94	99	102			105	115	127	125	
CONTEMP			16	27	5			5	5	5	5	
ADJ. TRAIT			74	784	1176			14.07	3.62	0.39	0.5	



OFTEN IMITATED
NEVER
DUPLICATED



DEMAND THE
ORIGINAL

VISIT WITH YOUR DEALER ABOUT ADDING THESE TO YOUR MIX 30!

 **BREEDERPACK**
MIX 30

 **ALTO SID**
IGF

 **CELMANAX**[™]

Bovatec[®]

 **TRACER**
MINERALS

 **MAFERM**[®]
MAXIMIZE DIGESTIBILITY.

visit us on-line: www.mix30.com
or give us a call **800.575.7585**

MIX 30

THE HIGH ENERGY LIQUID FEED.

101

F & M CATTLE CO.



ID: 6504 BBU# C1080110 01/14/2016
 COLOR: RED

CAIN 938Z

CF DREAM CATCHER 914

** L2 CAPTAIN SUGAR 12/02

** OASIS 655

CASEY 4-35

CAINS MS CASEY 4-35 938X

CCC MISS BLK BAYOU 8938

LITTLE HORN 628

WITTENBURG 961

WITTENBURG 5113

W FIVE 410

W FIVE 718

W FIVE 023

W FIVE 784

Bred to Rocky Creek 2765-1 C1019728.

RFI EPD		EFFICIENCY \$ INDEX		EXPECTED PROGENY DIFFERENCES						ULTRASOUND EPDS				INDEXES										
	0.39		101.14	CED	BW	WW	YW	MILK	TM	SC	REA	%IMF	RIB FAT	\$T	\$M									
EPD		1.0		2.4		30		54		10		25		0.3		0.52		0.2		-0.02		95.04		14.00
% RANKING						23		18		34		23		48		12		10				16		48
				BW		WW		YW				REA		%IMF		RIB FAT		RUMP FAT						
RATIO						111		109						120		128		138				155		
CONTEMP						13		12						12		12		12				12		
ADJ. TRAIT						631		868						11.47		3.63		0.33				0.56		

102

FRENZEL ROCKING F BAR



ID: 5907 BBU# C1072567 HORNS 10/25/2015
 COLOR: RED

LYSSY 112/458

** MAVERICK 17/557

*SPEAR RANCHES 9020

** MISS TABASCO 929/4

GENE'S CLASSIC CORNER 67-03

HILLTOP RANCH 665-0

DUNKIN FARMS 9-057

BULLET PROOF 864

SWB BALLISTIC 91-10

BLACK STACI 420

FRENZEL 3227

FRENZEL 112

* FRENZEL 4110

* FRENZEL 2312

Bred to Vaughn 142 C1057468.

RFI EPD		EFFICIENCY \$ INDEX		EXPECTED PROGENY DIFFERENCES						ULTRASOUND EPDS				INDEXES											
				CED	BW	WW	YW	MILK	TM	SC	REA	%IMF	RIB FAT	\$T	\$M										
EPD		2.4		0.5		32		54		11		27		0.5		0.13		0.0		-0.04		91.14		21.38	
% RANKING						48		18		19		18		14		26					31		20		17
				BW		WW		YW				REA		%IMF		RIB FAT		RUMP FAT							
RATIO						92		105																	
CONTEMP						5		5																	
ADJ. TRAIT						73		568																	

103

CHERRY GLEN RANCH



ID: 2405 BBU# C1054011 HORNS 08/19/2015
 COLOR: RED MOTTLE FA

WPR'S 1254

** WPR'S THE TOTAL PACKAGE 7595

L BAR 0422

* L BAR 3420

BLACK MAXX TIGER 59/5

WPR'S BLING 1026

** * LA ESPERANZE 4385

BATON ROUGE 9461

VINTAGE 919

** ALICIA 2/110

CHERRY GLEN RANCH 2115A

** * L BAR 5502

CHERRY GLEN RANCH 1743

CG CHERRIES JUBILEE 1171

Bred to Frenzel 4203 C1053291.

RFI EPD		EFFICIENCY \$ INDEX		EXPECTED PROGENY DIFFERENCES						ULTRASOUND EPDS				INDEXES										
				CED	BW	WW	YW	MILK	TM	SC	REA	%IMF	RIB FAT	\$T	\$M									
EPD		5.8		-0.9		35		64		8		25		0.7		0.47		0.0		0.02		110.77		18.61
% RANKING						14		13		7		20		18		15		46				6		27
				BW		WW		YW				REA		%IMF		RIB FAT		RUMP FAT						
RATIO						103		103		109				101		118		214				143		
CONTEMP						9		10		10				9		9		9				9		
ADJ. TRAIT						73		665		941				10.66		1.92		0.58				0.38		

104

CHERRY GLEN RANCH

ID: 3325 BBU# C1054014 HORNS 08/15/2015
 COLOR: BLACK



COLONEL TOM 31/0

ROJO BUENO 7800

RANCHO TRES HIJOS 103/8

** WPR'S THE TOTAL PACKAGE 7595

WPR'S 1163

WPR'S BELLA 0732

FOUNDATION BEEFMASTERS 0192

FOUNDATION BEEFMASTERS 3062

* L BAR 7303 7303 LH C705955

BROUSSARD 0/3918

L BAR 0422

* L BAR 3420

BLACK MAXX TIGER 59/5

** LADY BLACK CLUBS 41-3

Bred to Frenzel 4203 C1053291.

RFI EPD		EFFICIENCY \$ INDEX											
		EXPECTED PROGENY DIFFERENCES						ULTRASOUND EPDS				INDEXES	
	CED	BW	WW	YW	MILK	TM	SC	REA	%IMF	RIB FAT	\$T	\$M	
EPD	-1.1	1.9	35	58	7	25	0.6	0.31	-0.1	-0.05	97.54	17.16	
% RANKING			13	13		24	23	33		3	14	33	
	BW	WW	YW					REA	%IMF	RIB FAT	RUMP FAT		
RATIO	71	97	100					93	74	48	64		
CONTEMP	9	10	10					9	9	9	9		
ADJ. TRAIT	97	625	861					9.76	1.21	0.13	0.17		

105

CURTIS & BARBARA FENDLEY

ID: 4/16 BBU# C1079065 02/21/2016
 COLOR: RED



BUSTER 222

BUSTER 956

BUSTER 960

SPOT 1/3

MAZY'S MOO 7/7

SEAMAN'S 10/7

FOUNDATION BEEFMASTERS 4024

BUSTER 131

BUSTER 670

BUSTER 725

BRYAN RANCH 105/6

MAGNUM'S LADY "11" 11-0

** LADYS MAN 12/5

COTTAGE FARM 707-2

Bred to Hood 576 C1067555.

RFI EPD		EFFICIENCY \$ INDEX											
		EXPECTED PROGENY DIFFERENCES						ULTRASOUND EPDS				INDEXES	
	CED	BW	WW	YW	MILK	TM	SC	REA	%IMF	RIB FAT	\$T	\$M	
EPD													
% RANKING													
	BW	WW	YW					REA	%IMF	RIB FAT	RUMP FAT		
RATIO													
CONTEMP													
ADJ. TRAIT													

106

KREGER

ID: 303/6 BBU# C1073185 HORNS 04/01/2016
 COLOR: RED



** SCARLET'S PRIDE 4101

** * RANGER'S PRIDE 815/9

** MISS SCARLETT 81-8

** PHANTOM 0266

ACHTUNG BABY 3/6

ACHTUNG 215

** RANGER FBA #14174 39

** MISS LINDEMAN 237/7

LEATHAL WEAPON 2413

COTTAGE FARM 188/6

** ROBERT E. LEE 8/092

** LADY PHANTOM 8/165

** * LEVI (FBA #6583) 369

** TWELVE OAKS 649

Bred to Performance Model C1015423.

RFI EPD		EFFICIENCY \$ INDEX											
		EXPECTED PROGENY DIFFERENCES						ULTRASOUND EPDS				INDEXES	
	CED	BW	WW	YW	MILK	TM	SC	REA	%IMF	RIB FAT	\$T	\$M	
EPD	-2.2	4.7	44	70	10	32	0.8	0.28	-0.1	-0.04	118.32	21.08	
% RANKING			4	4	34	5	14	37		31	4	18	
	BW	WW	YW					REA	%IMF	RIB FAT	RUMP FAT		
RATIO	98	99	105					100	94	110	92		
CONTEMP	7	7	6					6	6	6	6		
ADJ. TRAIT	69	561	806					7.43	2.98	0.16	0.26		

107

F & M CATTLE CO.



ID: 6340 BBU# C108007 02/26/2016
 COLOR: RED

DON-KEL'S 1914

WPR'S MR PERFORMANCE 1167

WPR'S 1015

KENT MINDEMANN 823

KENT MINDEMANN 525

BARNETT FARMS 963

** WPR'S THE TOTAL PACKAGE 7595

** WPR'S LUCY 0608

L BAR 7301

** WPR'S LUCY 0608

FOUNDATION BEEFMASTERS 7601

KENT MINDEMANN 258

KENT MINDEMANN 615

DAVID HARGIS 667

Bred to Rocky Creek 2765-1 C1019728.

RFI EPD		EFFICIENCY \$ INDEX		EXPECTED PROGENY DIFFERENCES						ULTRASOUND EPDS				INDEXES	
	-0.30		99.58												
	EPD	CED	BW	WW	YW	MILK	TM	SC	REA	%IMF	RIB FAT	\$T	\$M		
		-6.9	5.5	40	69	13	33	0.5	0.20	0.2	-0.03	119.92	17.83		
	% RANKING			6	4	6	4	29	48	11	31	4	30		
	RATIO		BW	WW	YW				REA	%IMF	RIB FAT	RUMP FAT			
			58	108	112				102	113	82	93			
	CONTEMP		29	27	26				26	26	26	26			
	ADJ. TRAIT		121	665	887				10.43	3.83	0.19	0.37			

108

LAIRMORE



ID: 651 BBU# C1067103 HORNS 02/26/2016
 COLOR: RED

FIRE POWER 265

LASATER 8242 8242

VINSON 838

LASATER 8292

LL MISS COLORADO 276

MISS CATALYST 717

FOUNDATION BEEFMASTERS 5227

FOUNDATION BEEFMASTERS 2537

CATALYST 729

FOUNDATION BEEFMASTERS 1029

FOUNDATION BEEFMASTERS 5227

FOUNDATION BEEFMASTERS 1056

CATALYST 729

KIIPMAN 22/96

Bred to Lairmore 501 C1053958.

RFI EPD		EFFICIENCY \$ INDEX		EXPECTED PROGENY DIFFERENCES						ULTRASOUND EPDS				INDEXES	
	EPD	CED	BW	WW	YW	MILK	TM	SC	REA	%IMF	RIB FAT	\$T	\$M		
		4.1	0.2	30	52	13	28	0.4	0.32	0.1	-0.04	89.75	21.70		
	% RANKING		38	22	22	5	12	34	32	27	3	22	17		
	RATIO		BW	WW	YW				REA	%IMF	RIB FAT	RUMP FAT			
			108	103	95				88	97	66	81			
	CONTEMP		10	14	14				14	14	14	14			
	ADJ. TRAIT		71	557	650				8.39	2.87	0.1	0.17			

109

F & M CATTLE CO.



ID: 6343 BBU# C1080012 02/26/2016
 COLOR: RED

DON-KEL'S 1914

WPR'S MR PERFORMANCE 1167

WPR'S 1015

CAINS BLK BAYOU 8947

F & M CATTLE CO. FMC 1265

L BAR 377

** WPR'S THE TOTAL PACKAGE 7595

** WPR'S LUCY 0608

L BAR 7301

** WPR'S LUCY 0608

BLACK BAYOU 1071/3

CASEY 3-95

L BAR 2309

L BAR 3463

Bred to Rocky Creek 2765-1 C1019728.

RFI EPD		EFFICIENCY \$ INDEX		EXPECTED PROGENY DIFFERENCES						ULTRASOUND EPDS				INDEXES	
	0.27		93.78												
	EPD	CED	BW	WW	YW	MILK	TM	SC	REA	%IMF	RIB FAT	\$T	\$M		
		3.3	-0.3	16	34	7	15	0.2	-0.30	0.1	-0.03	58.55	8.62		
	% RANKING		27							18					
	RATIO		BW	WW	YW				REA	%IMF	RIB FAT	RUMP FAT			
			112	77	81				78	110	95	88			
	CONTEMP		29	27	26				26	26	26	26			
	ADJ. TRAIT		75	473	641				7.9	3.73	0.22	0.35			

110

FRENZEL ROCKING F BAR

ID: 5909 BBU# C1072565 HORNS 10/02/2015
 COLOR: RED



** MAVERICK 17/557

LYSSY 112/458

HILLTOP RANCH 665-0

L BAR 1473

FRENZEL 7118

FRENZEL 318

*SPEAR RANCHES 9020

** MISS TABASCO 929/4

GENE'S CLASSIC CORNER 67-03

DUNKIN FARMS 9-057

L BAR 7499

* L BAR 8404

* L BAR 0324

FRENZEL 1214-1

Bred to Vaughn 142 C1057468.

RFI EPD		EFFICIENCY \$ INDEX		EXPECTED PROGENY DIFFERENCES						ULTRASOUND EPDS				INDEXES	
		CED	BW	WW	YW	MILK	TM	SC	REA	%IMF	RIB FAT	\$T	\$M		
EPD		6.6	-2.1	15	31	7	14	0.4	0.10	-0.3	-0.04	49.07	10.38		
% RANKING			3					37			3				
		BW	WW	YW				REA	%IMF	RIB FAT	RUMP FAT				
RATIO		112	83												
CONTEMP		4	4												
ADJ. TRAIT		69	481												

111

F & M CATTLE CO.

ID: 6206 BBU# C1079930 02/23/2016
 COLOR: RED



KING 9548

F BAR 3230

FRENZEL 987

VINSON 949

F & M CATTLE CO. 3254

* KENT MINDEMANN 958

THE KING 318

* KING 548

FOUNDATION BEEFMASTERS 4248

SEVEN-C ANDERSON CATTLE 1171

BUSTER 672

VINSON 742

SPADE 107

KENT MINDEMANN 258

Bred to Rocky Creek 2765-1 C1019728.

RFI EPD		EFFICIENCY \$ INDEX		EXPECTED PROGENY DIFFERENCES						ULTRASOUND EPDS				INDEXES	
		CED	BW	WW	YW	MILK	TM	SC	REA	%IMF	RIB FAT	\$T	\$M		
EPD		-2.7	3.2	38	58	11	30	0.9	0.73	0.2	-0.02	101.08	24.09		
% RANKING			9	13	23	8	10	3	9		12	11			
		BW	WW	YW				REA	%IMF	RIB FAT	RUMP FAT				
RATIO		82	104	96				96	110	105	86				
CONTEMP		15	16	14				14	14	14	14				
ADJ. TRAIT		100	631	797				10.18	4.32	0.32	0.41				

112

FRENZEL

ID: 6310 BBU# C1080329 02/05/2016
 COLOR: RED



POLLED FUSION 999/7

COLLIER FARM CF 518/0

SHE'S A LEGACY 426/8

FOUNDATION BEEFMASTERS 5036

FRENZEL 1208

FRENZEL 8121

** FUSION 578/3

CIRCLE C 91/5

** LOGAN 62M27

** LADY LEGACY 338/12

LASATER BEEFMASTER 3512

LASATER BEEFMASTER 3506

FRENZEL 3116

FRENZEL 6112

Bred to Blau 539 C1060468, Frenzel 3112 C1039414.

RFI EPD		EFFICIENCY \$ INDEX		EXPECTED PROGENY DIFFERENCES						ULTRASOUND EPDS				INDEXES	
		CED	BW	WW	YW	MILK	TM	SC	REA	%IMF	RIB FAT	\$T	\$M		
EPD		3.3	0.6	34	57	14	31	0.7	0.42	-0.1	-0.02	97.63	25.17		
% RANKING			50	14	13	2	6	18	20		14	9			
		BW	WW	YW				REA	%IMF	RIB FAT	RUMP FAT				
RATIO		99	113	110				109	90	114	127				
CONTEMP		34	34	34				34	34	34	34				
ADJ. TRAIT		84	642	993				11.52	3.59	0.39	0.67				

113

F & M CATTLE CO.



ID: 6502 BBU# C1080064 03/27/2016
 COLOR: RED

WITTENBURG 314

DREAM MAN 509 RE C986617 DNA 9000817613 PV
 FRANCEY 1581/1
 ** SPARTACUS 86/653
 ** SCARLET'S PRIDE 4101
 PEOPLES1265
 DANCE CREEK 821
 ** DAISY DUKE 495
 ** SCARLET'S PRIDE 4101
 ** MAPLES RANCH 359
 MARK AND LEESA BLAU 665
 W FIVE 027
 W FIVE 252

Bred to Rocky Creek 2765-1 C1019728, Frenzel 3230 C1039254.

RFI EPD		EFFICIENCY \$ INDEX		EXPECTED PROGENY DIFFERENCES						ULTRASOUND EPDS				INDEXES	
RFI	EPD	CED	BW	WW	YW	MILK	TM	SC	REA	%IMF	RIB FAT	\$T	\$M		
		0.5	1.7	11	27	7	12	-0.5	-0.18	-0.3	-0.06	41.31	.28		
% RANKING		1													
		BW	WW	YW			REA	%IMF	RIB FAT	RUMP FAT					
RATIO			96	93			80	62	50	49					
CONTEMP			13	11			11	11	11	11					
ADJ. TRAIT			526	715			9.38	2	0.14	0.25					

114

F & M CATTLE CO.



ID: 6408 BBU# C1079954 01/20/2016
 COLOR: RED

J & K 1001

SIMON CREEK 5/34
 SIMON CREEK 317
 FRENZEL ROCKING F BAR 910-5
 M & M CATTLE COMPANY 9022
 L BAR 4228
 ** * L BAR 5502
 * FOUNDATION BEEFMASTERS 1488
 CASEY 5-75
 SOMIN CREEK 679
 L BAR 2320
 FRENZEL ROCKING F BAR 102-9
 L BAR 7372
 L BAR 6166

Bred to Rocky Creek 2765-1 C1019728, Frenzel 3230 C1039254.

RFI EPD		EFFICIENCY \$ INDEX		EXPECTED PROGENY DIFFERENCES						ULTRASOUND EPDS				INDEXES	
RFI	EPD	CED	BW	WW	YW	MILK	TM	SC	REA	%IMF	RIB FAT	\$T	\$M		
		4.1	-0.7	35	55	9	26	1.0	0.63	0.2	-0.01	97.41	25.30		
% RANKING		17 13 16 49 17 5 6 11 14 9													
		BW	WW	YW			REA	%IMF	RIB FAT	RUMP FAT					
RATIO		98	100	103			77	107	129	128					
CONTEMP		11	13	11			11	11	11	11					
ADJ. TRAIT		83	547	799			8.95	3.44	0.36	0.65					

115

FRENZEL



ID: 6315 BBU# C1080334 02/08/2016
 COLOR: RED

VINSON FIREBALL 267

LASATER 8242
 FIVE V BEEFMASTERS 933
 FRENZEL 0102
 FRENZEL 2260
 FRENZEL 937
 FOUNDATION BEEFMASTERS 5227
 FOUNDATION BEEFMASTERS 2537
 BUSTER 672
 VINSON 737
 L BAR 6190
 FRENZEL 8115
 FOUNDATION BEEFMASTERS 1526
 FRENZEL 4227

Bred to Blau 539 C1060468, Frenzel 3112 C1039414.

RFI EPD		EFFICIENCY \$ INDEX		EXPECTED PROGENY DIFFERENCES						ULTRASOUND EPDS				INDEXES	
RFI	EPD	CED	BW	WW	YW	MILK	TM	SC	REA	%IMF	RIB FAT	\$T	\$M		
		3.3	0.1	32	48	8	24	0.7	0.71	0.3	-0.03	85.16	22.71		
% RANKING		35 19 32 29 15 4 4 27 14													
		BW	WW	YW			REA	%IMF	RIB FAT	RUMP FAT					
RATIO		100	99	99			112	113	88	91					
CONTEMP		34	34	34			34	34	34	34					
ADJ. TRAIT		84	558	898			11.78	4.5	0.3	0.48					

116

F & M CATTLE CO.

ID: 6110 BBU# C1080036 02/29/2016
 COLOR: RED



WPR'S 3101

WPR'S MR PERFORMANCE 1167

** WPR'S THE TOTAL PACKAGE 7595

** WPR'S LUCY 0608

WPR'S BABY'S PACKIN 1197

** WPR'S THE TOTAL PACKAGE 7595

** WPR'S BABY'S GOT BACK 0717
 CAIN 418

VINSON 726

TEXAS A& M UNIVERSITY 6007

F & M CATTLE CO. 4420

L BAR 5549

M & M CATTLE COMPANY 9007

KENT MINDEMANN 116

Bred to Rocky Creek 2765-1 C1019728, Frenzel 3230 C1039254.

RFI EPD		EFFICIENCY \$ INDEX		EXPECTED PROGENY DIFFERENCES						ULTRASOUND EPDS				INDEXES	
	0.51		100.88												
		CED	BW	WW	YW	MILK	TM	SC	REA	%IMF	RIB FAT	\$T	\$M		
EPD		3.0	0.2	36	70	10	28	0.9	0.36	0.1	-0.04	120.63	16.91		
% RANKING			37	11	4	36	12	8	28	16	31	4	34		
			BW	WW	YW				REA	%IMF	RIB FAT	RUMP FAT			
RATIO			93	101	110				98	100	72	105			
CONTEMP			10	9	9				9	9	9	9			
ADJ. TRAIT			80	539	898				9.93	3.94	0.23	0.55			

117

F & M CATTLE CO.

ID: 6353 BBU# C1080019 03/12/2016
 COLOR: RED



DON-KEL'S 1914

WPR'S MR PERFORMANCE 1167

** WPR'S THE TOTAL PACKAGE 7595

** WPR'S LUCY 0608

WPR'S 1015

L BAR 7301

BUTTERCUP 9516

** WPR'S LUCY 0608

FOUNDATION BEEFMASTERS 5096

LASATER BEEFMASTER 3517

FOUNDATION BEEFMASTERS 1276

FOUNDATION BEEFMASTERS 4103

Bred to Rocky Creek 2765-1 C1019728, Frenzel 3230 C1039254.

RFI EPD		EFFICIENCY \$ INDEX		EXPECTED PROGENY DIFFERENCES						ULTRASOUND EPDS				INDEXES	
	0.12		95.35												
		CED	BW	WW	YW	MILK	TM	SC	REA	%IMF	RIB FAT	\$T	\$M		
EPD		0.0	1.7	27	52	10	23	0.4	0.18	0.1	-0.02	90.51	11.86		
% RANKING				34	22	34	31	39	50	13		21			
			BW	WW	YW				REA	%IMF	RIB FAT	RUMP FAT			
RATIO			92	96	106				112	123	138	98			
CONTEMP			29	27	26				26	26	26	26			
ADJ. TRAIT			92	589	838				11.44	4.16	0.32	0.39			

118

FRENZEL

ID: 6104 BBU# C1080274 HORNS 02/02/2016
 COLOR: RED



FRENZEL 3112

FRENZEL 0102

L BAR 6190

FRENZEL 8115

BROADWAY 807

FRENZEL 1124

FRENZEL 908

RIO GRANDE SR 3184

DIA L RAN 1-1

THREE G SALES & SERVICE 144

FRENZEL 4112

FRENZEL 0102

FRENZEL 2260

FRENZEL 937

Bred to Frenzel 2807 C1027988.

RFI EPD		EFFICIENCY \$ INDEX		EXPECTED PROGENY DIFFERENCES						ULTRASOUND EPDS				INDEXES	
	0.06		99.10												
		CED	BW	WW	YW	MILK	TM	SC	REA	%IMF	RIB FAT	\$T	\$M		
EPD		7.2	-1.9	39	61	8	27	1.0	0.94	0.3	-0.01	108.66	27.48		
% RANKING			4	8	9		14	5	1	4		7	6		
			BW	WW	YW				REA	%IMF	RIB FAT	RUMP FAT			
RATIO			110	113	105				120	98	124	112			
CONTEMP			11	10	10				10	10	10	10			
ADJ. TRAIT			68	580	886				12.46	3.78	0.43	0.52			

119

F & M CATTLE CO.



ID: 6107 BBU# C1080032 02/23/2016
 COLOR: RED

WPR'S 3101

WPR'S MR PERFORMANCE 1167

** WPR'S THE TOTAL PACKAGE 7595

** WPR'S LUCY 0608

** WPR'S THE TOTAL PACKAGE 7595

WPR'S BABY'S PACKIN 1197

** WPR'S BABY'S GOT BACK 0717

FOUNDATION BEEFMASTERS 4024

BUSTER 030

BUSTER 111

F & M CATTLE CO. 4322

SALT CREEK BEEFMASTERS 8/04

KENT MINDEMANN 238

KENT MINDEMANN 031

Bred to Rocky Creek 2765-1 C1019728, Frenzel 3230 C1039254.

RFI EPD		EFFICIENCY \$ INDEX		EXPECTED PROGENY DIFFERENCES						ULTRASOUND EPDS				INDEXES										
	0.33		96.63	CED	BW	WW	YW	MILK	TM	SC	REA	%IMF	RIB FAT	\$T	\$M									
EPD		4.1		-0.7		23		50		11		22		0.3		0.33		0.1		-0.02		87.70		12.23
% RANKING				18		48		26		20		35		45		31		18				24		
				BW		WW		YW				REA		%IMF		RIB FAT		RUMP FAT						
RATIO				100		87		97						100		92		120				84		
CONTEMP				10		9		9						9		9		9				9		
ADJ. TRAIT				75		466		795						10.14		3.62		0.38				0.44		

120

FRENZEL



ID: 6113 BBU# C1080283 HORNS 02/17/2016
 COLOR: RED

FRENZEL 3611

LYSSY & SONS 100/32

** MAVERICK 17/557

LYSSY & SONS 25/10

FRENZEL 313

FRENZEL 8216

FRENZEL 2125

** MAVERICK 17/557

LYSSY & SONS 100/32

LYSSY & SONS 25/10

FRENZEL 4217

FOUNDATION BEEFMASTERS 5036

FRENZEL 1218

FRENZEL 817

Bred to Blau 539 C1060468, Frenzel 3112 C1039414.

RFI EPD		EFFICIENCY \$ INDEX		EXPECTED PROGENY DIFFERENCES						ULTRASOUND EPDS				INDEXES										
	-0.29		107.64	CED	BW	WW	YW	MILK	TM	SC	REA	%IMF	RIB FAT	\$T	\$M									
EPD		6.7		-1.9		32		49		10		26		1.2		0.24		0.1		-0.03		84.66		28.70
% RANKING				4		18		28		32		18		3		43		20		31		27		5
				BW		WW		YW				REA		%IMF		RIB FAT		RUMP FAT						
RATIO				116		102		98						95		99		104				99		
CONTEMP				11		10		10						10		10		10				10		
ADJ. TRAIT				64		524		822						9.89		3.82		0.36				0.46		

121

FRENZEL



ID: 6208 BBU# C1080297 HORNS 02/25/2016
 COLOR: RED

CAIN 580A

CF DREAM CATCHER 914

** L2 CAPTAIN SUGAR 12/02

** OASIS 655

CATALYST 729

CAIN 580

CASEY 9-28

L BAR 1473

FOUNDATION 712

* FRENZEL 1212

FRENZEL 3207

BUTTERCUP 9516

FRENZEL 6118

FRENZEL 215

Bred to Blau 539 C1060468, Frenzel 3112 C1039414.

RFI EPD		EFFICIENCY \$ INDEX		EXPECTED PROGENY DIFFERENCES						ULTRASOUND EPDS				INDEXES										
	-0.01		96.75	CED	BW	WW	YW	MILK	TM	SC	REA	%IMF	RIB FAT	\$T	\$M									
EPD		-1.6		3.2		36		60		11		29		0.6		0.34		-0.1		-0.04		100.33		19.64
% RANKING						11		10		14		8		23		30				3		12		23
				BW		WW		YW				REA		%IMF		RIB FAT		RUMP FAT						
RATIO				93		102		96						88		91		70				79		
CONTEMP				7		7		7						7		7		7				7		
ADJ. TRAIT				91		554		798						8.42		3.33		0.2				0.29		

122

ZERKLE

ID: Z 6516 BBU# C1083163 HORNS 12/17/2016
 COLOR: RED



BULLET PROOF 864
 SWB GUNSTOCK 61/13
 LIKE A DIAMOND 739
 LYSSY & SONS 100/32
 F & M CATTLE CO. 3516
 KENT MINDEMANN 95
 CJ'S BANDELERO 960
 ** OASIS 655
 ACE IN THE HOLE 70/3
 THE DUCHESS 8-055
 ** MAVERICK 17/557
 LYSSY & SONS 25/10
 LASATER BEEFMASTER 3265
 KENT MINDEMANN 546

RFI EPD	EFFICIENCY \$ INDEX

EXPECTED PROGENY DIFFERENCES							ULTRASOUND EPDS				INDEXES	
	CED	BW	WW	YW	MILK	TM	SC	REA	%IMF	RIB FAT	\$T	\$M
EPD	1.3	1.2	26	41	10	23	0.5	0.10	0.0	-0.04	67.83	19.02
% RANKING			38		28	32	31			3		26
	BW	WW	YW					REA	%IMF	RIB FAT	RUMP FAT	
RATIO	100	100	100					100	100	100	100	
CONTEMP	1	1										
ADJ. TRAIT	76	649	890					9.03	3.97	.36	.59	

123

DAVIS DOUBLE D RANCH

ID: 707 BBU# C1084822 HORNS 01/21/2017
 COLOR: RED DARK



L BAR 7504
 M & M CATTLE COMPANY 3917
 M & M CATTLE COMPANY 0743
 LASATER 6022
 DAVIS361
 DAVIS DOUBLE D RANCH 0675
 L BAR 3404
 L BAR 5444
 FRENZEL ROCKING F BAR 910-5
 L BAR 0218
 FOUNDATION BEEFMASTERS 4253
 FOUNDATION BEEFMASTERS 4548
 BUSTER 512
 DAVIS DOUBLE D RANCH DD/675

RFI EPD	EFFICIENCY \$ INDEX

EXPECTED PROGENY DIFFERENCES							ULTRASOUND EPDS				INDEXES	
	CED	BW	WW	YW	MILK	TM	SC	REA	%IMF	RIB FAT	\$T	\$M
EPD	3.7	0.1	31	57	9	25	0.5	0.48	0.2	-0.02	99.97	16.64
% RANKING		36	21	14	41	23	27	15	5		12	35
	BW	WW	YW					REA	%IMF	RIB FAT	RUMP FAT	
RATIO	96	110	99					103	116	100	98	
CONTEMP	19	31										
ADJ. TRAIT	76	592	831					10.69	4.61	.42	.55	

124

SACKET BEEFMASTERS

ID: 7229 BBU# C1084869 HORNS 03/09/2017
 COLOR: RED



LASATER 8242
 VINSON 240
 ALLEN'S 302
 KING 9548
 FRENZEL 2229
 KENT MINDEMANN 706
 FOUNDATION BEEFMASTERS 5227
 FOUNDATION BEEFMASTERS 2537
 BARKING WATERS 858
 VIOLETA RANCH 9-101
 THE KING 318
 * KING 548
 L BAR 4128
 KENT MINDEMANN 310

RFI EPD	EFFICIENCY \$ INDEX

EXPECTED PROGENY DIFFERENCES							ULTRASOUND EPDS				INDEXES	
	CED	BW	WW	YW	MILK	TM	SC	REA	%IMF	RIB FAT	\$T	\$M
EPD	-1.8	4.0	45	71	8	31	0.7	0.73	0.1	-0.03	123.08	21.64
% RANKING			3	3		6	17	3	20		3	17
	BW	WW	YW					REA	%IMF	RIB FAT	RUMP FAT	
RATIO	88	110	117					102	101	140	120	
CONTEMP	6	6										
ADJ. TRAIT	85	598	985					9.29	3.91	.35	.60	

125

KREGER

ID: 301/7 BBU# C1087690 POLLED 04/17/2017
 COLOR: RED



CHRK GENESIS 1500T

BLACK BAYOU 1071/3

** CHRK MISS REBA 1194/5

** CAVALIER 19/5

AVA 778

** SEX LIFE 388

** POLLED MANDATE 404/5

** * MULLINS 2C46/8

DOC 2D-0C81

CHANNAROCK FARM 906/2

** SPARTACUS 86/653

** LAZY M 1-5/5

** SANDMAN 10-1

** SEX APPEAL 062/0

RFI EPD		EFFICIENCY \$ INDEX																
EXPECTED PROGENY DIFFERENCES													ULTRASOUND EPDS				INDEXES	
	CED	BW	WW	YW	MILK	TM	SC	REA	%IMF	RIB FAT	\$T	\$M						
EPD	3.2	-0.3	37	52	10	28	0.6	-0.03	0.1	-0.04	90.21	29.12						
% RANKING		26	10	22	33	11	25		13	31	21	5						
	BW	WW	YW	REA	%IMF	RIB FAT	RUMP FAT											
RATIO		102	105															
CONTEMP		8	8															
ADJ. TRAIT		79	624															

126

M & M CATTLE COMPANY

ID: 6830 BBU# C1087718 HORNS 11/04/2016
 COLOR: RED



BILL TRANUM 19 10

LASATER BEEFMASTER 3512
 FOUNDATION BEEFMASTERS 5036

LASATER 6427

L BAR 2667

L BAR 6611

MISS 9179-1220L

LASATER BEEFMASTER 3506

MULTIPLE

LASATER BEEFMASTER 3709

** * L BAR 5502

CARGILE 6141

MR 2516-9179

MISS 5236-9127

RFI EPD		EFFICIENCY \$ INDEX																
EXPECTED PROGENY DIFFERENCES													ULTRASOUND EPDS				INDEXES	
	CED	BW	WW	YW	MILK	TM	SC	REA	%IMF	RIB FAT	\$T	\$M						
EPD	3.1	0.0	25	47	10	22	0.3	0.49	0.2	-0.02	83.18	14.82						
% RANKING		33	41	34	32	35		14	5		29	44						
	BW	WW	YW	REA	%IMF	RIB FAT	RUMP FAT											
RATIO			104	102				102	99	116	123							
CONTEMP			2															
ADJ. TRAIT			568	809				9.08	3.89	.36	.48							

127

D J BEEFMASTERS

ID: 702 BBU# C1082707 HORNS 01/12/2017
 COLOR: BLACK



F & M CATTLE CO. 4315

BUSTER 030

*BEEFOR 59/5

SPEAR RANCHES SR7072

D J BEEFMASTERS Q 004

QUISENBERRY 4/31

FOUNDATION BEEFMASTERS 4024

BUSTER 111

BEEFOR 88/01

BEEFOR 39/2

VFF OBJECTIVE 1197

SPEAR RANCHES 4143

RAMPLEY 081

QUISENBERRY 2/51

RFI EPD		EFFICIENCY \$ INDEX																
EXPECTED PROGENY DIFFERENCES													ULTRASOUND EPDS				INDEXES	
	CED	BW	WW	YW	MILK	TM	SC	REA	%IMF	RIB FAT	\$T	\$M						
EPD	3.4	0.4	31	52	10	26	0.4	0.55	0.2	-0.03	92.47	20.27						
% RANKING		45	20	22	25	18	35	9	6		19	21						
	BW	WW	YW	REA	%IMF	RIB FAT	RUMP FAT											
RATIO			113	108				114	104	97	117							
CONTEMP			12															
ADJ. TRAIT			626	997				11.71	4.46	.31	.62							

128

D J BEEFMASTERS

ID: 705 BBU# C1082709 HORNS 01/02/2017
 COLOR: BLACK



BUSTER 030
F & M CATTLE CO. 4315
 *BEEFOR 59/5
 RAVEN 15/3
BEEFOR 30/2
 BEEFOR 48/6

FOUNDATION BEEFMASTERS 4024
 BUSTER 111
 BEEFOR 88/01
 BEEFOR 39/2
 DUNKIN FARMS 4/053
 BEEFOR 25/3
 WHISKEY RIVER 118
 BEEFOR 2/1

RFI EPD		EFFICIENCY \$ INDEX																
EXPECTED PROGENY DIFFERENCES													ULTRASOUND EPDS				INDEXES	
	CED	BW	WW	YW	MILK	TM	SC	REA	%IMF	RIB FAT	\$T	\$M						
EPD	1.1	1.8	40	58	13	33	0.7	0.46	0.2	-0.03	101.34	30.02						
% RANKING			7	13	4	4	17	17	10		11	4						
	BW	WW	YW	REA	%IMF	RIB FAT	RUMP FAT											
RATIO			112	98				95	113	103	91							
CONTEMP			12															
ADJ. TRAIT			622	900				9.82	5.16	.33	.48							

129

D J BEEFMASTERS

ID: 711 BBU# C1082716 POLLED 01/07/2017
 COLOR: BLACK



BUSTER 030
F & M CATTLE CO. 4315
 *BEEFOR 59/5
 BROOKSHIRE 844
F & M CATTLE CO. 1119
 BROOKSHIRE 838

FOUNDATION BEEFMASTERS 4024
 BUSTER 111
 BEEFOR 88/01
 BEEFOR 39/2
 BLACK BAYOU 1071/3
 CAVIAR 247
 SOONER MAGIC 417
 BAYLOR 243

RFI EPD		EFFICIENCY \$ INDEX																
EXPECTED PROGENY DIFFERENCES													ULTRASOUND EPDS				INDEXES	
	CED	BW	WW	YW	MILK	TM	SC	REA	%IMF	RIB FAT	\$T	\$M						
EPD	-0.4	2.0	23	43	10	22	0.1	0.27	0.0	-0.03	73.40	11.01						
% RANKING				44	27	41		39	48	31	44							
	BW	WW	YW	REA	%IMF	RIB FAT	RUMP FAT											
RATIO			90	94				91	82	100	94							
CONTEMP			12															
ADJ. TRAIT			502	861				9.36	3.75	.32	.50							

130

D J BEEFMASTERS

ID: 706 BBU# C1082710 HORNS 01/12/2017
 COLOR: BLACK



BUSTER 030
F & M CATTLE CO. 4315
 *BEEFOR 59/5
 D J BEEFMASTERS Q103
D J BEEFMASTERS 5A103 402
 * 5A MISS HOT LADY 0508

FOUNDATION BEEFMASTERS 4024
 BUSTER 111
 BEEFOR 88/01
 BEEFOR 39/2
 SPEAR RANCHES SR7072
 KING 541
 HC'S MAGIC TRANSFORMER 4 04
 HOT PEPPERLADY 119-3

RFI EPD		EFFICIENCY \$ INDEX																
EXPECTED PROGENY DIFFERENCES													ULTRASOUND EPDS				INDEXES	
	CED	BW	WW	YW	MILK	TM	SC	REA	%IMF	RIB FAT	\$T	\$M						
EPD	2.3	0.9	27	50	11	25	0.3	0.42	0.1	-0.03	86.41	15.83						
% RANKING			33	27	18	24	48	21	18		25	39						
	BW	WW	YW	REA	%IMF	RIB FAT	RUMP FAT											
RATIO			94	100				100	100	100	100							
CONTEMP			2															
ADJ. TRAIT			393	712				9.33	4.17	.28	.47							

131

SACKET BEEFMASTERS



ID: 7757 BBU# C1084875 HORNS 01/25/2017
 COLOR: RED

VINSON 240

JZJ 2757

LASATER 8242

ALLEN'S 302

LASATER 7031

ORR 757

FOUNDATION BEEFMASTERS 5227
 FOUNDATION BEEFMASTERS 2537
 BARKING WATERS 858
 VIOLETA RANCH 9-101
 FOUNDATION BEEFMASTERS 5339
 FOUNDATION BEEFMASTERS 5127
 * FOUNDATION BEEFMASTERS 9510

ORR 367

RFI EPD		EFFICIENCY \$ INDEX																
EXPECTED PROGENY DIFFERENCES													ULTRASOUND EPDS				INDEXES	
	CED	BW	WW	YW	MILK	TM	SC	REA	%IMF	RIB FAT	\$T	\$M						
EPD	4.3	0.7	32	52	11	27	0.4	0.61	0.1	-0.03	89.52	22.50						
% RANKING			18	23	19	14	41	7	21		22	15						
	BW	WW	YW	REA	%IMF	RIB FAT	RUMP FAT											
RATIO	115	107	107	103	102	148	114											
CONTEMP	6	6																
ADJ. TRAIT	65	583	907	9.32	3.97	.37	.57											

132

ZERKLE



ID: Z 7145 BBU# C1083078 HORNS 02/15/2017
 COLOR: RED

VINSON 240

BUSTER 145

LASATER 8242

ALLEN'S 302

PINE SPRINGS RANCH 602

BUSTER 958

FOUNDATION BEEFMASTERS 5227
 FOUNDATION BEEFMASTERS 2537
 BARKING WATERS 858
 VIOLETA RANCH 9-101
 KENT MINDEMANN 329
 BUSTER 450
 SPORT 26/9
 BUSTER 336

RFI EPD		EFFICIENCY \$ INDEX																
EXPECTED PROGENY DIFFERENCES													ULTRASOUND EPDS				INDEXES	
	CED	BW	WW	YW	MILK	TM	SC	REA	%IMF	RIB FAT	\$T	\$M						
EPD	5.0	0.3	25	46	12	25	0.2	0.56	0.0	-0.03	79.07	17.33						
% RANKING			41	39	36	9	23	9	40		35	32						
	BW	WW	YW	REA	%IMF	RIB FAT	RUMP FAT											
RATIO	115	99	99	113	91	125	112											
CONTEMP	9	9																
ADJ. TRAIT	60	549	815	11.12	3.34	.40	.65											

133

PINE SPRINGS RANCH



ID: 676 BBU# C1083031 HORNS 12/03/2016
 COLOR: RED

WPR'S 1352

DAVIS DOUBLE D RANCH 112

L BAR 0422

** WPR'S THE TOTAL PACKAGE 7595

* L BAR 3420

FOUNDATION BEEFMASTERS 8351
 ** LASATER BEEFMASTER 3670
 FOUNDATION BEEFMASTERS 5026
 FRENZEL ROCKING F BAR 921-2

BUSTER 512

DOUBLE F 306

BUSTER 01

REX 081

BUFFY 093

RFI EPD		EFFICIENCY \$ INDEX																
EXPECTED PROGENY DIFFERENCES													ULTRASOUND EPDS				INDEXES	
	CED	BW	WW	YW	MILK	TM	SC	REA	%IMF	RIB FAT	\$T	\$M						
EPD	3.4	-0.2	35	60	13	31	0.7	0.23	0.0	-0.03	102.78	24.79						
% RANKING			28	13	10	4	6	15	44		10	10						
	BW	WW	YW	REA	%IMF	RIB FAT	RUMP FAT											
RATIO	100	100	100	100	100	100	100											
CONTEMP	1	1																
ADJ. TRAIT	78	572	797	8.65	4.02	.50	.61											

134

ZERKLE

ID: Z 7819 BBU# C1083080 HORNS 03/04/2017
 COLOR: RED MOTTLE UN



VINSON 240

LASATER 8242

ALLEN'S 302

MARK AND LEESA BLAU 589

WAYNE KING 819

SALT CREEK BEEFMASTERS 6/19

FOUNDATION BEEFMASTERS 5227
 FOUNDATION BEEFMASTERS 2537
 BARKING WATERS 858
 VIOLETA RANCH 9-101
 FOUNDATION BEEFMASTERS 1673
 MARK AND LEESA BLAU 345
 FOUNDATION BEEFMASTERS 2697
 SALT CREEK BEEFMASTERS 4/48

RFI EPD	EFFICIENCY \$ INDEX

EXPECTED PROGENY DIFFERENCES							ULTRASOUND EPDS				INDEXES	
	CED	BW	WW	YW	MILK	TM	SC	REA	%IMF	RIB FAT	\$T	\$M
EPD	4.3	0.3	28	50	11	26	0.3	0.46	0.1	-0.02	87.56	17.93
% RANKING		41	29	25	13	20		17	24		24	30
	BW	WW	YW	REA	%IMF	RIB FAT	RUMP FAT					
RATIO	107	100	104	95	127	113	121					
CONTEMP	9	9										
ADJ. TRAIT	65	555	863	9.3	4.68	.36	.70					

135

C & G CATTLE CO.

ID: 73 BBU# C1084425 HORNS 01/06/2017
 COLOR: RED



RED LIGHT 1144

XEROX 2175

MISS REMARKABELLE 26/9

BLACK BART 474

C & G CATTLE CO. CG828

SCARLET BEAUTY 134

** SYNERGY 84/95
 ** MAGIC MOM 72/2
 ** CAVALIER 19/5
 ADORABELLE 534
 ** BLACK MAGIC 120/97
 JUNGLEMARK'S LEGACY 869
 MARK WARRICK 3/1
 ADAIR 414/8

RFI EPD	EFFICIENCY \$ INDEX

EXPECTED PROGENY DIFFERENCES							ULTRASOUND EPDS				INDEXES	
	CED	BW	WW	YW	MILK	TM	SC	REA	%IMF	RIB FAT	\$T	\$M
EPD	1.6	1.1	14	31	9	16	-0.2	0.04	-0.1	-0.03	51.84	5.58
% RANKING					42					31		
	BW	WW	YW	REA	%IMF	RIB FAT	RUMP FAT					
RATIO		94	104	105	111	122	116					
CONTEMP		4										
ADJ. TRAIT		532	849	9.06	4.02	.28	.50					

136

ZERKLE

ID: Z 7040 BBU# C1083074 HORNS 02/01/2017
 COLOR: RED



VINSON 240

LASATER 8242

ALLEN'S 302

PINE SPRINGS RANCH 957

JZ J 2040

BUSTER 040

FOUNDATION BEEFMASTERS 5227
 FOUNDATION BEEFMASTERS 2537
 BARKING WATERS 858
 VIOLETA RANCH 9-101
 BUSTER 517
 BUSTER 513
 FOUNDATION BEEFMASTERS 5021
 FOUNDATION BEEFMASTERS 6729

RFI EPD	EFFICIENCY \$ INDEX

EXPECTED PROGENY DIFFERENCES							ULTRASOUND EPDS				INDEXES	
	CED	BW	WW	YW	MILK	TM	SC	REA	%IMF	RIB FAT	\$T	\$M
EPD	-3.0	3.4	30	52	9	24	0.0	0.58	0.1	-0.02	89.46	12.74
% RANKING			24	22	43	25		8	32		22	
	BW	WW	YW	REA	%IMF	RIB FAT	RUMP FAT					
RATIO	70	103	96	106	96	97	79					
CONTEMP	9	9										
ADJ. TRAIT	91	568	796	10.37	3.55	.31	.46					

137

CURTIS & BARBARA FENDLEY

** * PHANTOM WARRIOR 3/254

*P W COOL 12/3

ID: 4/17 BBU# C1084280 03/17/2017

CHERRY GLEN RANCH CG 2852

** FROSTIE COTTON 41/91

TORO ROJO 1944

COLOR: DARK RED WHIT

PAYETTE RIVER RANCH 2309

CHERRY GLEN RANCH 1615

** HAVANA 485

BY R S 3/4

CURTIS & BARBARA FENDLEY 6/10

B Y R S 3/5

RED ROCK 6-7

STAR 0/8

LITTLE RED 814

RFI EPD		EFFICIENCY \$ INDEX																
EXPECTED PROGENY DIFFERENCES													ULTRASOUND EPDS				INDEXES	
	CED	BW	WW	YW	MILK	TM	SC	REA	%IMF	RIB FAT	\$T	\$M						
EPD																		
% RANKING																		
	BW	WW	YW	REA	%IMF	RIB FAT	RUMP FAT											
RATIO																		
CONTEMP																		
ADJ. TRAIT																		

138

M & M CATTLE COMPANY

LASATER BEEFMASTER 3512

FOUNDATION BEEFMASTERS 5036

ID: 6828 BBU# C1087717 HORNS 12/29/2016

BILL TRANUM 19 10

LASATER BEEFMASTER 3506

COLOR: RED

LASATER 6427

MULTIPLE

L BAR 2309

LASATER BEEFMASTER 3709

** * L BAR 5502

L BAR 6072

L BAR 1131

L BAR 7313

* L BAR 1106

L BAR 9233

RFI EPD		EFFICIENCY \$ INDEX																
EXPECTED PROGENY DIFFERENCES													ULTRASOUND EPDS				INDEXES	
	CED	BW	WW	YW	MILK	TM	SC	REA	%IMF	RIB FAT	\$T	\$M						
EPD	3.5	-0.5	20	39	10	20	0.2	0.52	0.1	-0.03	67.39	14.41						
% RANKING		21			26	48		12	21					46				
	BW	WW	YW	REA	%IMF	RIB FAT	RUMP FAT											
RATIO			96	98				98	102	84	77							
CONTEMP			2															
ADJ. TRAIT			529	780				8.79	3.97	.26	.30							

139

CURTIS & BARBARA FENDLEY

FOUNDATION BEEFMASTERS 4024

BUSTER 956

ID: 2/17 BBU# C1084278 02/25/2017

BUSTER 222

BUSTER 131

COLOR: RED

BUSTER 960

BUSTER 670

SPOT 1/3

BUSTER 725

BRYAN RANCH 105/6

CURTIS & BARBARA FENDLEY 2/8

MAGNUM'S LADY "11" 11-0

JT FARMS 14/0

CURTIS & BARBARA FENDLEY 12/4

REBA 0/4

RFI EPD		EFFICIENCY \$ INDEX																
EXPECTED PROGENY DIFFERENCES													ULTRASOUND EPDS				INDEXES	
	CED	BW	WW	YW	MILK	TM	SC	REA	%IMF	RIB FAT	\$T	\$M						
EPD																		
% RANKING																		
	BW	WW	YW	REA	%IMF	RIB FAT	RUMP FAT											
RATIO																		
CONTEMP																		
ADJ. TRAIT																		

140

C & G CATTLE CO.

ID: 77 BBU# C1084428 HORNS 03/03/2017
 COLOR: RED MOTTLE UN



CAPTAIN RED SUGAR 15/08

** L2 CAPTAIN SUGAR 12/02

** INFINITY 120/96

** SUGAR ANN 45/6

** SYNERGY 84/95

RED DIVA 92/99

LEONA 65/97

XEROX 2175

RED LIGHT 1144

C & G CATTLE CO. CG 430

MISS REMARKABELLE 26/9

BLACK BART 474

C & G CATTLE CO. CG827

HUBBLE LAND AND CATTLE 151/4

RFI EPD	EFFICIENCY \$ INDEX

	EXPECTED PROGENY DIFFERENCES							ULTRASOUND EPDS				INDEXES	
	CED	BW	WW	YW	MILK	TM	SC	REA	%IMF	RIB FAT	\$T	\$M	
EPD	0.6	2.2	23	42	9	21	0.1	-0.05	-0.1	-0.03	69.46	11.20	
% RANKING			49	49	49	48				31			
	BW	WW	YW					REA	%IMF	RIB FAT	RUMP FAT		
RATIO			103	103				110	96	117	100		
CONTEMP			4										
ADJ. TRAIT			582	841				9.43	3.46	.27	.43		

141

SACKET BEEFMASTERS

ID: 7765 BBU# C1084870 POLLED 03/06/2017
 COLOR: RED



VINSON 240

LASATER 8242

FOUNDATION BEEFMASTERS 5227

FOUNDATION BEEFMASTERS 2537

BARKING WATERS 858

ALLEN'S 302

VIOLETA RANCH 9-101

* FOUNDATION BEEFMASTERS 9510

ORR 765

KENT MINDEMANN 147

ORR 448

KANSAS SCURS 057

RFI EPD	EFFICIENCY \$ INDEX

	EXPECTED PROGENY DIFFERENCES							ULTRASOUND EPDS				INDEXES	
	CED	BW	WW	YW	MILK	TM	SC	REA	%IMF	RIB FAT	\$T	\$M	
EPD	0.9	1.8	29	50	12	26	0.1	0.52	0.0	-0.03	84.98	17.14	
% RANKING			27	26	10	17		11			27	33	
	BW	WW	YW					REA	%IMF	RIB FAT	RUMP FAT		
RATIO		95	103	92				95	90	92	92		
CONTEMP		6	6										
ADJ. TRAIT		80	564	773				8.58	3.50	.23	.46		

142

ZERKLE

ID: Z 7210 BBU# C1083072 HORNS 01/09/2017
 COLOR: RED



VINSON 240

LASATER 8242

FOUNDATION BEEFMASTERS 5227

FOUNDATION BEEFMASTERS 2537

BARKING WATERS 858

ALLEN'S 302

VIOLETA RANCH 9-101

SPEAR RANCHES 6096

RACHAEL'S RANCH 939

SPEAR RANCHES 7060

F & M CATTLE CO. FMC 2210

** * L BAR 5502

KENT MINDEMANN 424

KENT MINDEMANN 222

RFI EPD	EFFICIENCY \$ INDEX

	EXPECTED PROGENY DIFFERENCES							ULTRASOUND EPDS				INDEXES	
	CED	BW	WW	YW	MILK	TM	SC	REA	%IMF	RIB FAT	\$T	\$M	
EPD	1.6	1.6	33	53	9	25	0.3	0.58	-0.1	-0.03	89.57	18.23	
% RANKING			17	20		22		8		31	22	28	
	BW	WW	YW					REA	%IMF	RIB FAT	RUMP FAT		
RATIO		100	108	105				89	86	94	107		
CONTEMP		9	9										
ADJ. TRAIT		70	595	864				8.75	3.16	.30	.62		

143

LAIRMORE

ID: 750 BBU# C1083197 HORNS 02/22/2017
 COLOR: RED



DOUBLE L 7008
LL MR DOUBLE L 501
 BUSTER 033
 LASATER 8242
LL MISS COLORADO 550
 LASATER 6420

** * L BAR 5502
 L BAR 4431
 BUSTER 670
 BUSTER 693
 FOUNDATION BEEFMASTERS 5227
 FOUNDATION BEEFMASTERS 2537
 MULTIPLE
 LASATER BEEFMASTER 3279

RFI EPD		EFFICIENCY \$ INDEX												
		EXPECTED PROGENY DIFFERENCES							ULTRASOUND EPDS				INDEXES	
	CED	BW	WW	YW	MILK	TM	SC	REA	%IMF	RIB FAT	\$T	\$M		
EPD	2.0	0.5	30	51	10	25	0.5	0.61	0.1	-0.02	88.54	18.89		
% RANKING		46	24	25	33	23	30	6	18		23	26		
	BW	WW	YW	REA	%IMF	RIB FAT	RUMP FAT							
RATIO	98	89	108	110	112	117	107							
CONTEMP	7	11												
ADJ. TRAIT	84	494	829	8.23	3.93	.27	.47							

144

SACKET BEEFMASTERS

ID: 7314 BBU# C1084871 HORNS 02/22/2017
 COLOR: RED



VINSON 240
 ALLEN'S 302
 RACHAEL'S RANCH 939
F & M CATTLE CO. 3314

FOUNDATION BEEFMASTERS 5227
 FOUNDATION BEEFMASTERS 2537
 BARKING WATERS 858
 VIOLETA RANCH 9-101
 SPEAR RANCHES 6096
 SPEAR RANCHES 7060
 MARK AND LEESA BLAU 589
 WAYNE KING 8625
 SALT CREEK BEEFMASTERS 6/25

RFI EPD		EFFICIENCY \$ INDEX												
		EXPECTED PROGENY DIFFERENCES							ULTRASOUND EPDS				INDEXES	
	CED	BW	WW	YW	MILK	TM	SC	REA	%IMF	RIB FAT	\$T	\$M		
EPD	-0.3	2.7	29	52	10	24	0.0	0.45	0.0	-0.03	88.60	12.48		
% RANKING			27	23	34	26		18	37		23			
	BW	WW	YW	REA	%IMF	RIB FAT	RUMP FAT							
RATIO	94	94	99	103	94	72	90							
CONTEMP	6	6												
ADJ. TRAIT	81	515	839	9.34	3.64	.18	.45							

145

SACKET BEEFMASTERS

ID: 7877 BBU# C1084874 HORNS 01/19/2017
 COLOR: RED



VINSON 240
 ALLEN'S 302
ORR 877

FOUNDATION BEEFMASTERS 5227
 FOUNDATION BEEFMASTERS 2537
 BARKING WATERS 858
 VIOLETA RANCH 9-101
 FOUNDATION BEEFMASTERS 7615
 FOUNDATION BEEFMASTERS 1625
 FOUNDATION BEEFMASTERS 5670
 FOUNDATION BEEFMASTERS 6729
 FOUNDATION BEEFMASTERS 1379
 FOUNDATION BEEFMASTERS 4016

RFI EPD		EFFICIENCY \$ INDEX												
		EXPECTED PROGENY DIFFERENCES							ULTRASOUND EPDS				INDEXES	
	CED	BW	WW	YW	MILK	TM	SC	REA	%IMF	RIB FAT	\$T	\$M		
EPD	2.8	0.5	21	40	11	22	-0.2	0.46	0.0	-0.02	67.72	13.26		
% RANKING		47			13	39		17	46					
	BW	WW	YW	REA	%IMF	RIB FAT	RUMP FAT							
RATIO	102	88	92	94	106	68	78							
CONTEMP	6	6												
ADJ. TRAIT	74	483	773	8.56	4.12	.17	.39							

146

CURTIS & BARBARA FENDLEY

FOUNDATION BEEFMASTERS 4024



ID: 3/17 BBU# C1084279 03/05/2017
 COLOR: LIGHT RED

BUSTER 222

BUSTER 956
 BUSTER 960
 COCHESE 126
 BUSTER 131
 BUSTER 670
 BUSTER 725
 RANSOM SV05
 EMMY LOU 9929
 B Y R S 3/4
 WINNIE 94

CURTIS & BARBARA FENDLEY 3/12

CURTIS & BARBARA FENDLEY 6/7

RFI EPD	EFFICIENCY \$ INDEX

	EXPECTED PROGENY DIFFERENCES							ULTRASOUND EPDS				INDEXES	
	CED	BW	WW	YW	MILK	TM	SC	REA	%IMF	RIB FAT	\$T	\$M	
EPD													
% RANKING													
	BW	WW	YW					REA	%IMF	RIB FAT	RUMP FAT		
RATIO													
CONTEMP													
ADJ. TRAIT													

147

LAIRMORE

** * L BAR 5502



ID: 747 BBU# C1083206 HORNS 02/14/2017
 COLOR: RED

LL MR DOUBLE L 501

DOUBLE L 7008
 BUSTER 033
 FIRE POWER 265
 * LL MISS COLORADO 921
 L BAR 4431
 BUSTER 670
 BUSTER 693
 LASATER 8242
 VINSON 838
 * FOUNDATION BEEFMASTERS 5222
 WHISKEY RIVER 206

LL MISS FIRE POWER 535

RFI EPD	EFFICIENCY \$ INDEX

	EXPECTED PROGENY DIFFERENCES							ULTRASOUND EPDS				INDEXES	
	CED	BW	WW	YW	MILK	TM	SC	REA	%IMF	RIB FAT	\$T	\$M	
EPD	2.9	0.2	32	56	11	27	0.6	0.61	0.0	-0.04	95.05	19.71	
% RANKING		38	19	15	20	16	19	7		3	16	23	
	BW	WW	YW					REA	%IMF	RIB FAT	RUMP FAT		
RATIO		100	87	92				90	88	83	93		
CONTEMP		7	11										
ADJ. TRAIT		82	483	704				6.79	3.08	.19	.41		

148

CURTIS & BARBARA FENDLEY

FOUNDATION BEEFMASTERS 4024



ID: 1/17 BBU# C1084277 02/23/2017
 COLOR: RED

BUSTER 222

BUSTER 956
 BUSTER 960
 B Y R S 3/4
 BUSTER 131
 BUSTER 670
 BUSTER 725
 ** HAVANA 485
 B Y R S 3/5
 SOARING RIDGE 62/4
 COTTON CANDY 99/3

CURTIS & BARBARA FENDLEY 6/7

WINNIE 94

RFI EPD	EFFICIENCY \$ INDEX

	EXPECTED PROGENY DIFFERENCES							ULTRASOUND EPDS				INDEXES	
	CED	BW	WW	YW	MILK	TM	SC	REA	%IMF	RIB FAT	\$T	\$M	
EPD													
% RANKING													
	BW	WW	YW					REA	%IMF	RIB FAT	RUMP FAT		
RATIO													
CONTEMP													
ADJ. TRAIT													

149

SACKET BEEFMASTERS

ID: 7103 BBU# C1084872 HORNS 02/07/2017
 COLOR: RED



VINSON 240

LASATER 8242

ALLEN'S 302

F BAR 2103

F & M CATTLE CO. 4103

F & M CATTLE CO. 2109

FOUNDATION BEEFMASTERS 5227

FOUNDATION BEEFMASTERS 2537

BARKING WATERS 858

VIOLETA RANCH 9-101

L BAR 9131

FRENZEL 0320

STEINBISER 909 S909

M & M CATTLE COMPANY 0714

RFI EPD	EFFICIENCY \$ INDEX

	EXPECTED PROGENY DIFFERENCES							ULTRASOUND EPDS				INDEXES	
	CED	BW	WW	YW	MILK	TM	SC	REA	%IMF	RIB FAT	\$T	\$M	
EPD	4.4	0.0	28	48	12	25	0.1	0.60	0.1	-0.03	82.93	19.23	
% RANKING		32	30	31	12	20		7	29		29	25	
	BW	WW	YW					REA	%IMF	RIB FAT	RUMP FAT		
RATIO	106	97	94					103	108	92	108		
CONTEMP	6	6											
ADJ. TRAIT	72	532	791					9.35	4.19	.23	.54		

150

KREGER

ID: 305/7 BBU# C1087688 POLLED 04/17/2017
 COLOR: RED MOTTLE UN



CHRK GENESIS 1500T

BLACK BAYOU 1071/3

** CHRK MISS REBA 1194/5

** CAVALIER 19/5

AVA 778

** SEX LIFE 388

** POLLED MANDATE 404/5

** * MULLINS 2C46/8

DOC 2D-0C81

CHANNAROCK FARM 906/2

** SPARTACUS 86/653

** LAZY M 1-5/5

** SANDMAN 10-1

** SEX APPEAL 062/0

RFI EPD	EFFICIENCY \$ INDEX

	EXPECTED PROGENY DIFFERENCES							ULTRASOUND EPDS				INDEXES	
	CED	BW	WW	YW	MILK	TM	SC	REA	%IMF	RIB FAT	\$T	\$M	
EPD	3.2	-0.3	37	52	10	28	0.6	-0.03	0.1	-0.04	90.21	29.12	
% RANKING		26	10	22	33	11	25		13	31	21	5	
	BW	WW	YW					REA	%IMF	RIB FAT	RUMP FAT		
RATIO	102	79											
CONTEMP	8	8											
ADJ. TRAIT	79	468											

151

ZERKLE

ID: Z 775 BBU# C1083073 POLLED 01/15/2017
 COLOR: RED BLAZE FACE



VINSON 240

LASATER 8242

ALLEN'S 302

FOUNDATION BEEFMASTERS 5021

BUSTER 075

BUSTER 921

FOUNDATION BEEFMASTERS 5227

FOUNDATION BEEFMASTERS 2537

BARKING WATERS 858

VIOLETA RANCH 9-101

LASATER BEEFMASTER 3705

LASATER BEEFMASTER 3912

MAREK 233

BUSTER 120

RFI EPD	EFFICIENCY \$ INDEX

	EXPECTED PROGENY DIFFERENCES							ULTRASOUND EPDS				INDEXES	
	CED	BW	WW	YW	MILK	TM	SC	REA	%IMF	RIB FAT	\$T	\$M	
EPD	3.0	1.0	32	53	11	27	0.3	0.56	0.1	-0.02	92.72	19.90	
% RANKING			19	20	19	15		9	24		18	22	
	BW	WW	YW					REA	%IMF	RIB FAT	RUMP FAT		
RATIO	100	111	96					105	89	94	83		
CONTEMP	9	9											
ADJ. TRAIT	69	616	790					10.29	3.29	.3	.48		

152

C & G CATTLE CO.

ID: 75 BBU# C1084426 SCURS 01/26/2017
 COLOR: RED



XEROX 2175
RED LIGHT 1144
 MISS REMARKABELLE 26/9
 CAPTAIN RED SUGAR 15/08
C & G CATTLE CO. CG214
 C & G CATTLE CO. CG813
 JULIE 43/00

** SYNERGY 84/95
 ** MAGIC MOM 72/2
 ** CAVALIER 19/5
 ADORABELLE 534
 ** L2 CAPTAIN SUGAR 12/02
 RED DIVA 92/99
 BLACK BART 474

RFI EPD	EFFICIENCY \$ INDEX

EXPECTED PROGENY DIFFERENCES							ULTRASOUND EPDS				INDEXES	
	CED	BW	WW	YW	MILK	TM	SC	REA	%IMF	RIB FAT	\$T	\$M
EPD	1.2	2.0	20	38	10	20	0.0	-0.05	-0.1	-0.03	63.23	10.25
% RANKING					29					31		
	BW	WW	YW					REA	%IMF	RIB FAT	RUMP FAT	
RATIO			103	94				85	93	61	84	
CONTEMP			4									
ADJ. TRAIT			581	769				7.31	3.38	.14	.36	

153

PINE SPRINGS RANCH

ID: 716 BBU# C1083024 POLLED 02/14/2017
 COLOR: RED



BUSTER 260
BUSTER 227
 BUSTER 547
 KENT MINDEMANN 599
BUSTER 329
 BUSTER 542

BUSTER 017
 BUSTER 076
 FOUNDATION BEEFMASTERS 513
 BUSTER 314
 MULTIPLE
 FOUNDATION BEEFMASTERS 7036

RFI EPD	EFFICIENCY \$ INDEX

EXPECTED PROGENY DIFFERENCES							ULTRASOUND EPDS				INDEXES	
	CED	BW	WW	YW	MILK	TM	SC	REA	%IMF	RIB FAT	\$T	\$M
EPD	1.4	0.7	37	60	10	29	0.9	0.49	-0.2	-0.04	99.82	23.97
% RANKING			11	11	25	10	9	14		31	12	11
	BW	WW	YW					REA	%IMF	RIB FAT	RUMP FAT	
RATIO		94	108	100				100	100	100	100	
CONTEMP		16	21									
ADJ. TRAIT		83	608	828				9.82	3.47	.26	.39	

154

DAVIS DOUBLE D RANCH

ID: 731 BBU# C1084838 HORNS 02/04/2017
 COLOR: RED



BUSTER 672
VINSON 949
 VINSON 742
 MULTIPLE
LASATER BEEFMASTER 3576
 FOUNDATION BEEFMASTERS 4327

C CROSS C011
 BUSTER 152
 CAIN 418
 VIOLETA RANCH 9-188

RFI EPD	EFFICIENCY \$ INDEX

EXPECTED PROGENY DIFFERENCES							ULTRASOUND EPDS				INDEXES	
	CED	BW	WW	YW	MILK	TM	SC	REA	%IMF	RIB FAT	\$T	\$M
EPD	4.5	-0.4	37	63	10	28	1.1	0.52	0.1	-0.02	109.25	24.03
% RANKING		23	10	8	38	11	5	12	24		7	11
	BW	WW	YW					REA	%IMF	RIB FAT	RUMP FAT	
RATIO		102	107	102				97	84	98	100	
CONTEMP		19	31									
ADJ. TRAIT		71	576	857				10.05	3.32	.41	.56	

155

ZERKLE

ID: Z 7234 BBU# C1083104 HORNS 02/13/2017
 COLOR: RED



VINSON 240

LASATER 8242

ALLEN'S 302

MULTIPLE

F & M CATTLE CO. FMC 1234

FOUNDATION BEEFMASTERS 0197

FOUNDATION BEEFMASTERS 5227

FOUNDATION BEEFMASTERS 2537

BARKING WATERS 858

VIOLETA RANCH 9-101

MULTIPLE

FOUNDATION BEEFMASTERS 8213

RFI EPD	EFFICIENCY \$ INDEX

	EXPECTED PROGENY DIFFERENCES						ULTRASOUND EPDS				INDEXES	
	CED	BW	WW	YW	MILK	TM	SC	REA	%IMF	RIB FAT	\$T	\$M
EPD	-0.6	2.7	35	55	10	28	0.4	0.48	0.1	-0.01	96.76	19.80
% RANKING			13	16	26	13	43	14	20		15	23
	BW	WW	YW			REA	%IMF	RIB FAT	RUMP FAT			
RATIO	87	112	100			100	100	100	100			
CONTEMP	2	2										
ADJ. TRAIT	65	550	803			9.02	3.99	.36	.51			

156

C & G CATTLE CO.

ID: 78 BBU# C1084429 HORNS 03/10/2017
 COLOR: LIGHT RED MOTT



CAPTAIN RED SUGAR 15/08

** L2 CAPTAIN SUGAR 12/02

RED DIVA 92/99

MAGIC OPERATOR 800

TRIPLE J RANCH 71/2

121/8 LH C973367

** INFINITY 120/96

** SUGAR ANN 45/6

** SYNERGY 84/95

LEONA 65/97

EMS SMOOTH OPERATOR 616

MAGIC COLORS CL022

CIRCLE C 50/2

CHRISTMAS 76/2

RFI EPD	EFFICIENCY \$ INDEX

	EXPECTED PROGENY DIFFERENCES						ULTRASOUND EPDS				INDEXES	
	CED	BW	WW	YW	MILK	TM	SC	REA	%IMF	RIB FAT	\$T	\$M
EPD	0.0	2.5	24	42	9	21	0.1	-0.15	-0.1	-0.04	69.29	11.16
% RANKING			47	49		48				31		
	BW	WW	YW			REA	%IMF	RIB FAT	RUMP FAT			
RATIO		99										
CONTEMP		4										
ADJ. TRAIT		558										

157

ZERKLE

ID: Z 7937 BBU# C1083079 HORNS 03/01/2017
 COLOR: RED



VINSON 240

LASATER 8242

ALLEN'S 302

FOUNDATION BEEFMASTERS 1526

FRENZEL 937

FRENZEL 4227

FOUNDATION BEEFMASTERS 5227

FOUNDATION BEEFMASTERS 2537

BARKING WATERS 858

VIOLETA RANCH 9-101

FOUNDATION BEEFMASTERS 7532

FOUNDATION BEEFMASTERS 7019

FRENZEL 112

FRENZEL 2327

RFI EPD	EFFICIENCY \$ INDEX

	EXPECTED PROGENY DIFFERENCES						ULTRASOUND EPDS				INDEXES	
	CED	BW	WW	YW	MILK	TM	SC	REA	%IMF	RIB FAT	\$T	\$M
EPD	-0.4	2.3	30	47	11	26	0.0	0.54	0.1	-0.03	81.74	18.26
% RANKING			25	33	18	19		10	27		31	28
	BW	WW	YW			REA	%IMF	RIB FAT	RUMP FAT			
RATIO	86	103	100			92	111	84	93			
CONTEMP	9	9										
ADJ. TRAIT	79	567	830			9.01	4.09	.27	.54			

TERMS AND CONDITIONS OF SALE

BIDDING:

Each animal offered for sale will be sold to the highest bidder. The auctioneer will settle any disputes as to bids, and his decision is final.

TERMS:

Terms of the sale are cash or check. All settlements are to be made with the clerks immediately following the sale.

ANNOUNCEMENTS:

Any changes from the information of any kind in the catalog will be announced from the auction box. All bulls have proper health requirements for travel in the U.S.

BREEDING GUARANTEE:

All bulls in this sale are guaranteed 120 days. They have been fertility and trich tested within 30 days of sale day, fertility certificate and health papers will be furnished with each bull.

All bred females are being sold as "safe-in-calf," having been palpated within 30 days of sale day by a licensed veterinarian, with pregnancy status announced at this site.

All bred females and females with calf-at-side are sold as such, and are considered breeders with no further guarantee.

BBU CERTIFICATES OF BREEDING:

Each consignor has provided the Sales Manager with an authentic BBU Certificate of Breeding for each bull and female. Application for certificate has been made for each calf.

Therefore, each buyer will be supplied via mail (after the sale) an official BBU certificate of breeding on each animal purchased.

Although we strive to have the most current and accurate information in this catalog, please understand that there may be updates and errors and we apologize and cannot be responsible for errors.



LIVESTOCK MINERALS & SUPPLEMENTS

Nutrition Plus is an American owned and operated company that provides a full line of quality livestock minerals and other nutrition supplements. We are dedicated to providing our customers with the best products and services in the industry, offering the best nutrition for your cattle (cow/calf, stocker, feedlot), horses, sheep and goats. "Branded For Quality" is not just a phrase but a philosophy of commitment in all that we do.

Branded For Quality is the standard for which Nutrition Plus strives every day to fulfill. This standard is achieved by providing quality products with quality results! Relationships are the benchmark of our successes both past and future. We invite you to be a part of our journey!

Contact: Dee Church- (806) 676-4323

Oklahoma Area Sales Manager

www.nutritionplus.biz



DOING NOTHING IS NOT HOW YOU GOT HERE. PROTECT YOUR HERD AGAINST HORN FLIES.

Horn flies cost the beef industry upwards of \$1 billion per year in lost productivity. A “do-nothing” approach to control can be costly. Starting Altosid® IGR in feed supplements 30 days before horn fly emergence and continuing throughout the season means your herd will be protected all summer long. Do something against horn flies. Add Altosid® IGR to your feed supplement this spring.

To learn more, visit AltosidIGR.com or talk to your supplement provider.



Fly Control Built by Science

Always read and follow label directions. Altosid and the cow head design are registered trademarks of Wellmark International. Central Life Sciences with design is a registered trademark of Central Garden & Pet Company. ©2016 Wellmark International

Livestock Nutrition Center® Better Feed, Better Results

Livestock Nutrition Center specializes in blending customized rations, supplements and premixes to meet the specific nutritional needs of your operation. We understand that management, performance objectives and feeding practices can be vastly different between operations, and that these differences dictate specific nutritional or formulation requirements. Our experienced sales staff and nutritionist will work with you to design a feeding program that is specific to your operation.



LNC-ONLINE.COM

The Maternal Solution

WWW.BEEFMASTERBULLSALE.COM


Deworming with **LONGRANGE**[®]
(eprinomectin)

HELPS KEEP THEM UP TO BREEDING WEIGHT.

Satisfaction Guaranteed.

If you used a conventional dewormer last spring, your cows may have been reinfected with parasites just halfway through the grazing season.

That's because conventional dewormers last only 14 to 42 days. But the optimum time to breed back a cow is 85 days post-calving. That's when they need to be getting the most from their feed, not sharing with parasites. Only LONGRANGE delivers up to 150 days of parasite control in a single treatment.¹



*SAFE-GUARD® (fenbendazole) has no demonstrated persistent activity.



*Your satisfaction is guaranteed.**

theLONGRANGElook.com/WTC

Treat your cows this season with LONGRANGE.

*As provided in the LONGRANGE Guarantee.

IMPORTANT SAFETY INFORMATION: Do not treat within 48 days of slaughter. Not for use in female dairy cattle 20 months of age or older, including dry dairy cows, or in veal calves. Post-injection site damage (e.g., granulomas, necrosis) can occur. These reactions have disappeared without treatment.



Merial is now part of Boehringer Ingelheim. ©LONGRANGE and the Cattle Head Logo are registered trademarks of Merial. All other marks are the property of their respective owners. ©2017 Merial, Inc., Duluth, GA. All rights reserved. RUMIELR1707-B (05/17)

¹Dependent upon parasite species, as referenced in FOI summary and LONGRANGE product label.

²Based on product labels.



Available in 500 mL, 250 mL and 50 mL bottles. Administer subcutaneously at 1 mL/110 lbs.

BEEFMASTERS SINCE 1977

BBU MEMBERSHIP #236

from "The Code" by Joe Kreger

It started on the cattle trails,
survived the bob wire fence.

It's almost a religion,
and it's laced with common sense.

It's a standard of behavior
that endures unto this day.
It's more 'bout how you do things
than what kind of words you say.

It's business with a handshake
and holdin' up your end.
It has to do with loyalty
and backin' up a friend.

It's getting' up to get back on
right after you've been throwed.
When you're ridin' for the outfit,
then you're livin' by The Code.

40 Years

OF GENETIC IMPROVEMENT


&
Living by "The Code."

THE KREGER FAMILY


Joe Russell • Joe Bayne

Traci • Caroline Grace • John Landon

JK KREGER RANCH, LLC 
Joe Kreger—405.657.7091
20515 W. Oakland Ave., Tonkawa, OK 74653
kreger.ranch@gmail.com • www.kregerranch.com



For OKLAHOMA CATTLEMEN'S ASSOCIATION MEMBERS
OKLAHOMA COWMAN
AUGUST 2014 - OFFICIAL PUBLICATION OF THE OKLAHOMA CATTLEMEN'S ASSOCIATION



Founder - Joe R. Kreger





PO Box 2023
Temple, TX 76503



Videos available at
www.BeefmasterBullSale.com